

A woman with long brown hair, wearing a purple floral dress, is seen from behind, swinging on a swing set. She is barefoot and holding the ropes of the swing. The swing is positioned over a calm, blue lake. In the background, there are large, rugged mountains with patches of snow or light-colored rock, partially shrouded in mist or low clouds. The sky is a pale, hazy blue. The overall mood is peaceful and scenic.

KBN

The Norwegian Agency
for Local Governments

January 2026

THE NORWEGIAN AGENCY

FOR LOCAL GOVERNMENTS



KBN

The Norwegian Agency
for Local Governments

CONTENT

MAIN

- ▶ **KBN OVERVIEW**
- ▶ **KINGDOM OF NORWAY**
- ▶ **LENDING OPERATIONS**
- ▶ **FUNDING OPERATIONS**

ANNEXES

- ▶ **KBN GREEN BONDS**
- ▶ **KBN FINANCIALS AND OPERATIONS**

KBN OVERVIEW

Fundamentals

- Norwegian State Agency created by Act of Parliament in 1926/1999, having a public policy mandate from the central government to provide low-cost finance to the Norwegian local government sector.
- 100% owned by the Kingdom of Norway (Aaa/AAA) and managed in accordance with the Central Government Maintenance Statement.
- KBN's sole purpose is to grant stable, long term and efficient funding to Norwegian local government sector in line with KBN's public policy mandate.
- Excellent asset quality, KBN's focused, specialized monoline lending model has never suffered a loan loss.
- KBN's mandate for sustainable financing of the local government sector is viewed as an important contribution for the Norwegian government to reach its climate goals.
- KBN is guided by prudent financial and risk management policies. Funding transactions are hedged and KBN maintains liquidity in excess of policy requirements.
- KBN is the closest proxy to Norwegian sovereign risk available in international currencies.
- Owing to full state ownership, the central public policy mission, a strong capital base, solid financial and operating performance and prudent financial and risk management policies, KBN is assigned Triple-A ratings by Standard & Poor's and Moody's.
- Staffed by 90 employees, KBN maintains headquarters in Oslo.



AAA/Aaa
(stable/stable)



100% Central
Government
owned



Central Government
Maintenance
Statement



100% of local
governments as
clients. No loan
losses ever.



Closest proxy to
Norwegian
sovereign risk

Norwegian State Ownership



KINGDOM OF NORWAY 100%

**BOARD OF
DIRECTORS**

(9 representatives)

**SUPERVISORY
BOARD**

(12 representatives)

- The Central Government, through the *Ministry of Local Government and Regional Development*, appoints both governing bodies; the Board of Directors and the Supervisory Board.
- KBN's ownership is limited to the public sector.
- According to Constitutional requirements in Norway, material changes to KBN's business model would need the consent of the Parliament.
- KBN is supervised by the Norwegian Financial Supervisory Authority ("Finanstilsynet").



The Norwegian Agency
for Local Governments

Central Government Maintenance Statement

“... The Ministry considers it extremely unlikely that Kommunalbanken will experience financial difficulties.”



“However, should that extremely unlikely situation arise, the Central Government would urgently review the need for assistance in order to find a timely solution.”

“...the Central Government has the duty of ensuring that the financial affairs of Kommunalbanken are managed in a way that secures the Agency’s ability to pursue its operations and that it is in a position to meet its financial obligations in a timely manner.”



Statement from Director General of the Ministry of Local Government and Regional Development
March 1. 2006. Reaffirmed 2009, 2011, 2017

AAA Rating in line with Sovereign

| CREDIT | RATINGS | | | RATING AGENCY | COMMENTS |
|---|---------|-------|---------|----------------------------------|---|
| | LONG | SHORT | OUTLOOK | | |
|  | AAA | A1+ | Stable | S&P Global Ratings | <ul style="list-style-type: none"> Norway's public finances remain among the strongest globally, backed by the Government Pension Fund Global (GPF), which provides a robust fiscal buffer and long-term. The stable outlook reflects our view that Norway's substantial financial reserves provide a strong buffer against potential economic disruptions, allowing the country to navigate short-term challenges without significantly compromising its credit metrics. <p>(March 2025)</p> |
| | Aaa | P-1 | Stable | MOODY'S | <ul style="list-style-type: none"> Substantial fiscal buffer and track record of fiscal surpluses. Very high and evenly distributed wealth that supports economic resilience. A sound macro policy framework, a very strong social safety net and a stable, consensus oriented political system. <p>(June 2025)</p> |
|  | AAA | A1+ | Stable | S&P Global Ratings | <ul style="list-style-type: none"> Very important role and integral link with the Norwegian government. KBN has never experienced losses and has no past due or impaired exposures Extremely high likelihood of receiving timely and sufficient extraordinary support from owner in the unlikely event of financial distress. <p>(Nov. 2025)</p> |
| | Aaa | P-1 | Stable | MOODY'S | <ul style="list-style-type: none"> KBN benefits from operating in a wealthy and developed country with very high economic, institutional and government financial strength, as well as very low susceptibility to adverse events. We consider the Norwegian RLG sector financially strong because of the supportive and closely supervised system that underpins the sector. KBN has not recorded a loss from lending during more than 90 years of operations. <p>(May 2025)</p> |

Credit ratings do not constitute investment or financial advice, and credit ratings are not recommendations to purchase, hold or sell particular securities. Credit ratings do not comment on the suitability of an investment for any particular investor. There is no assurance that any rating will remain in effect for any given period of time or that such rating will not be revised or withdrawn entirely by a rating agency in the future if, in its judgment, circumstances so warrant.

Norwegian Regional Government

Norway's Counties and Municipalities form an integral part of the national economy.

- Governmental responsibilities are divided between:
 - the central government;
 - the counties;
 - and the municipalities.
- A large part of welfare and infrastructure provisions in Norway are assigned to the Local Governments.
- The majority of KBN lending is made to municipalities (88%), followed by counties (12%).



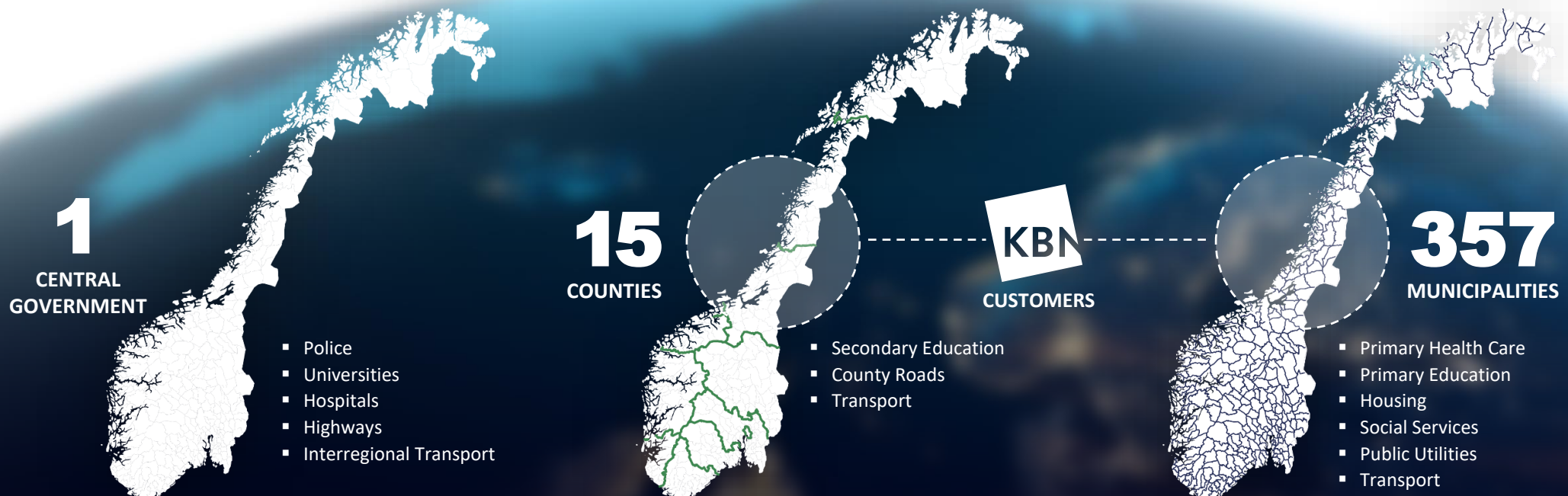
Munch Museum



Horten Secondary School



The Hardanger Bridge



Sustainability

The local government sector is regarded as vital to achieve Norway's goals under the Paris Climate Agreement, which targets a reduction in greenhouse gas emissions of at least 55% by 2030, compared to 1990 levels.

ESG Ratings

MSCI

Rating:
(Scale from
CCC to AAA)

AA
(Leader)

ISS ESG

Rating:
(Scale from
D- to A+)

C+
(Prime)

Collaborating to fulfill our social function

°CICERO
Center for International
Climate Research

Cicero

KBN and CICERO have created a climate risk tool for the local government sector.

ZERO

Zero

KBN works with the Zero Emission Resource Foundation (ZERO) on local government climate issues.

**Norsk
klimastiftelse**
NORWEGIAN CLIMATE FOUNDATION

Norwegian Climate Foundation

KBN works with the Norwegian Climate Foundation on communicating knowledge on local government climate risk.



“We want KBN to continue to be a driving force in the development of the market for green financing and to increase the proportion of its lending that is for green projects.”

MONICA MÆLAND
Minister of Local Government
and Modernization (2018-2020)



**SUSTAINABLE
DEVELOPMENT
GOALS**

KBN have identified seven of the Sustainable Development Goals that are impacted by KBN's operations and where KBN is positioned to make a positive contribution.



Conservative Risk Management



KBN's follows conservative and prudent risk management policies for all financial transactions.

| ✓ CURRENCY AND INTEREST RATE RISK HEDGED | ✓ MINIMAL LENDING CREDIT RISK | ✓ STRICTLY MANAGED OFF-BALANCE CREDIT RISK | ✓ CONSERVATIVE LIQUIDITY PORTFOLIO |
|--|---|--|---|
| <ul style="list-style-type: none"> Proceeds from funding operations are hedged for currency and interest rate exposure and swapped into 3-month floating rate EURs, NOKs or USDs. | <ul style="list-style-type: none"> Loans are only granted to local and regional governments as well as inter-municipal companies and other public sector enterprises which are municipally guaranteed. Strict government oversight of local and regional government financial management, via the ROBEK list and Local Government Act §55, negate potential loan losses. KBN has suffered no loan losses in over 90 years. | <ul style="list-style-type: none"> KBN proactively manages risk via derivative strategies, negotiated under ISDA contracts with more than 30 financial institutions. Counterpart risk is minimized via two-way Credit Support Annexes (CSAs), cash collateral posting required with zero thresholds for counterpart ratings below AA-/Aa3. KBN currently marks and exchanges collateral for the majority of positions on a daily basis, and also uses over collateralization and independent amounts for some counterparts. | <ul style="list-style-type: none"> Liquidity managed conservatively and in excess of policy or regulatory requirements. Portfolio of highly rated liquid assets covering 1 year net debt service. |

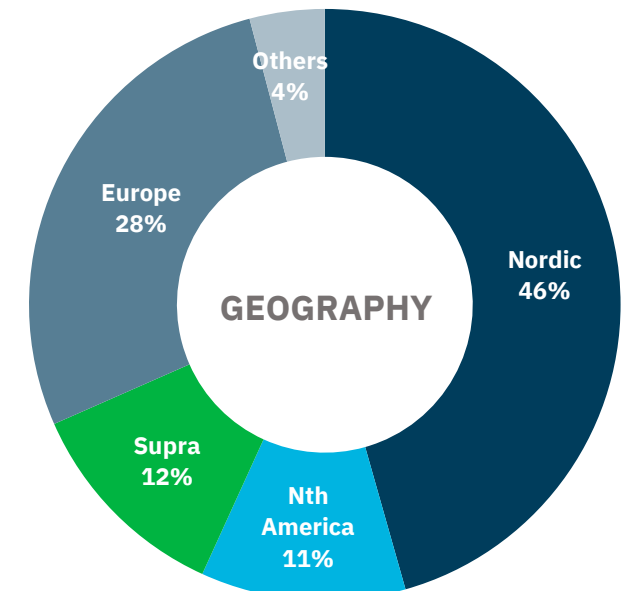
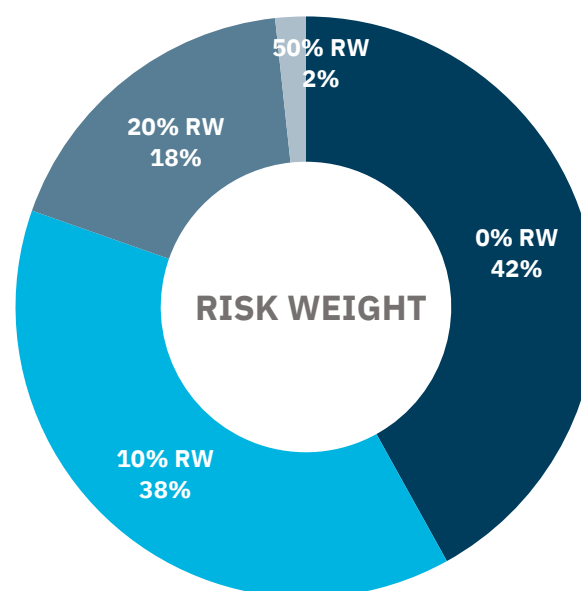
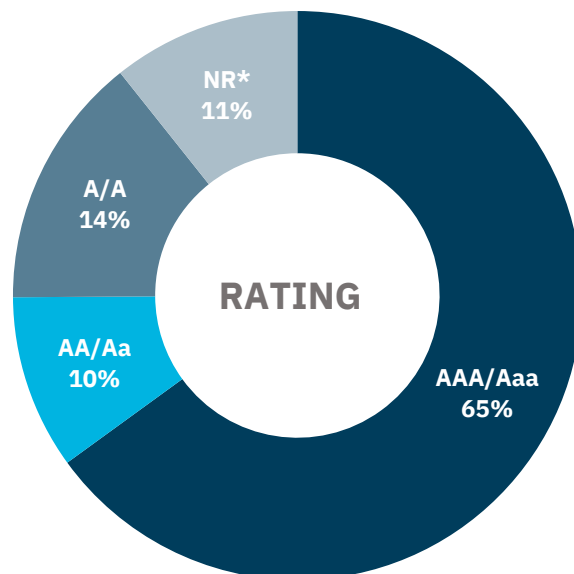
Large and High Quality Liquidity Buffer

Managed under a conservative policy framework to ensure liquidity is available to cover 12 months of debt servicing under various stress-tested models. Size approximately USD 11-13 bn and managed internally across EUR, NOK and USD.

- The average portfolio maturity typically ranges between 1.5–2.5 years.
- A significant portion of liquidity is invested in 0% risk-weighted assets. Eligible securities include; sovereigns, provincial states, government agencies and supranationals.
- Investments in covered bonds, financial institutions and limited number of corporates are permissible, subject to rating restrictions.
- KBN also complies with LCR regulatory considerations and maintains cash liquidity to cover 30 days worth of debt redemptions.
- As an extra buffer, additional buckets of liquidity are maintained in a highly liquid portfolio limited to either USD, NOK or EUR and invested in US Treasuries, Norwegian, German or French government papers and selected Covered Bonds.

PORTFOLIO BREAKDOWN

2.1 yr average maturity on liquidity portfolio (Jan 2025)



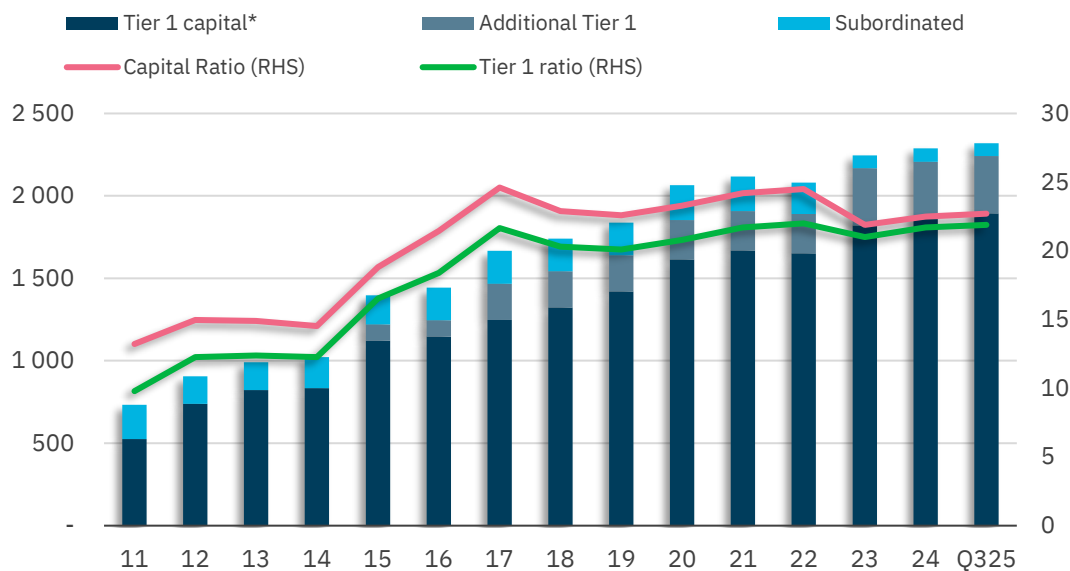
*Nordic and Dutch sub-sovereigns.

Strong Financials

- Strong operating results and capital injections in 2008, 2012, 2015 and 2020 have substantially strengthened the capital base in recent years.
- As a part of the Norwegian government's initial Covid-19 response initiatives, KBN received a NOK 750 mn capital injection in April 2020 to ensure funding available for LG's
- Tier 1 capital has risen from 7.5 % in 2008 to 21.9% Q3 2025.
- Dividend can be paid to the Kingdom as owner, if the government ascertains that KBN's capital situation is satisfactory.
- KBN maintains significant capital buffers above the regulatory requirements.
- KBN has been designated a systemically important financial institution in Norway and is thus subject to stricter regulatory oversight and is required to hold additional capital as a result. Given that KBN has never experienced a loan loss and there has been no change to KBN's risk profile, the agency is today very strongly capitalized.

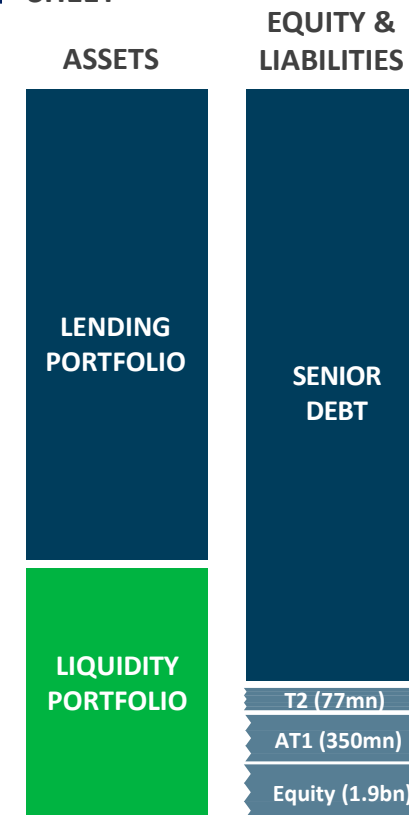
CAPITAL STRUCTURE*

in USD bn (LHS) and % (RHS)



* Paid-in capital and retained earnings

SOLID BALANCE SHEET*








FINANCIAL RESULTS*

in USD bn

| | 2021 | 2022 | 2023 | 2024 | Q3 2025 |
|---------------------|-------|-------|-------|-------|---------|
| Total Assets | 47.3 | 49.2 | 52.2 | 56.8 | 53.4 |
| Loan Portfolio | 32.3 | 32.8 | 35.4 | 36.9 | 38.0 |
| Leverage Ratio | 3.7% | 3.9% | 4.0% | 3.9% | 4,2% |
| OpEx / Total Assets | 0.05% | 0.06% | 0.06% | 0.07% | 0,08% |

* NOK/USD 10.0

International Peer Group

| |  <small>The Norwegian Agency for Local Governments</small> |  rentenbank |  <small>bank van meerwaarde</small> |  <small>European Investment Bank</small> |  |
|--|---|--|--|---|---|
| DEBT RATING | AAA/Aaa (stable/stable) | AAA/Aaa (stable/stable) | AAA/Aaa (stable/stable) | AAA/Aaa (stable/stable) | AAA/Aaa (stable/stable) |
| OWNERSHIP | 100% Norwegian central government | Direct federal institution under public law | 50% Dutch central government, 50% local government | Co-owned by 27 EU Member States | 80% Federal Republic of Germany, 20% German federal states |
| GUARANTEE / SUPPORT MECHANISM | Government owned agency with Maintenance Statement | Explicit and direct guarantee from the Federal Republic of Germany | Implicit Government Support | Supranational | Explicit and direct guarantee from the Federal Republic of Germany |
| PURPOSE | Public sector lending against guarantee. Limited to Norway | Government agency for agriculture and rural areas | Dutch public and semi-public sector lending | Regional (EU) and international (ex-EU) development | German Federal development bank. Not limited to Germany |
| BORROWING PROGRAM 2026 | USD 10bn | EUR 11bn* | EUR 15-20bn | EUR 60bn | EUR 75-80bn |

*Maturity > 2 years.
Source: Respective issuers' websites.

KINGDOM OF NORWAY

Overview



POPULATION:

5,600,000

TOTAL AREA:

323 809 km²FORM OF GOVERNMENT:
**CONSTITUTIONAL
MONARCHY**

OSLO



CURRENCY:

NORWEGIAN KRONE (NOK)

EUROPEAN STATUS:

- **NOT A EU MEMBER STATE**
- **MEMBER OF THE EEA**

HYDROPOWER SHARE OF
ELECTRICITY GENERATION:**89%**

MAJOR EXPORT SECTORS:

- **ENERGY**
- **FISH**
- **MARINE TRANSPORT**
- **METALS**

2025 ELECTRIC VEHICLE (EV)
SHARE OF NEW CAR SALES:**95.9%**

Sources:
Statistics Norway
Norwegian Road Federation (OFV)

Strong and Diversified Norwegian Economy

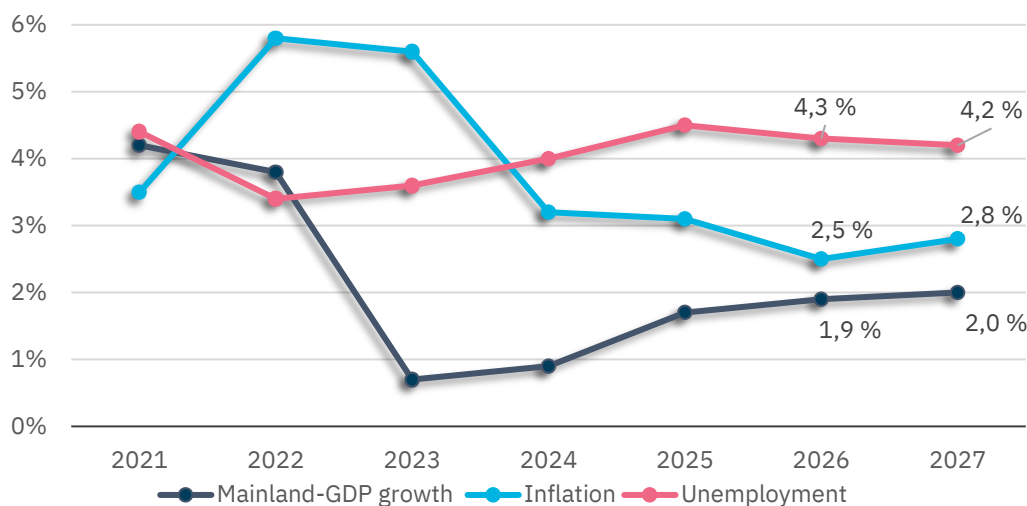
- Norway's economic fundamentals remain robust.
- At approx. USD 519 bn¹ eq, Norway's GDP is broadly diversified across a range of productive sectors. Norway is one of the world's wealthiest countries based on GDP per capita.

Key Economic Indicators for 2026²

| 8.6% | 1.9% | 2.5% | 4.3% |
|-------------------------|------------|-----------|--------------|
| Current Account Surplus | GDP Growth | Inflation | Unemployment |

- Norway's macroeconomic stability pillar ranked first in the World Economic Forum's 2019 rankings³.
- The government has managed a solid current account surplus for the past decades and estimates continued surpluses going forward.

KEY ECONOMIC INDICATORS²



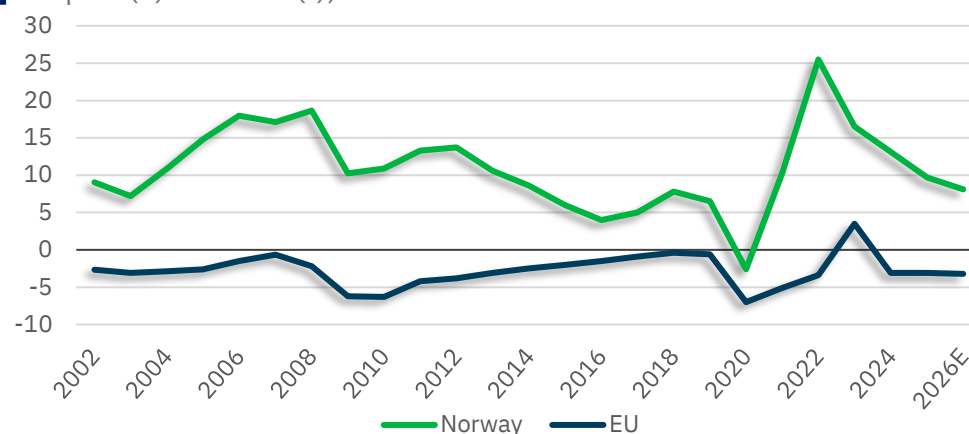
¹ Statistics Norway : 2025

² Statistics Norway : Dec. 2025

³ World Economic Forum Global Competitiveness Report, 2019

GENERAL GOVERNMENT FINANCIAL BALANCES

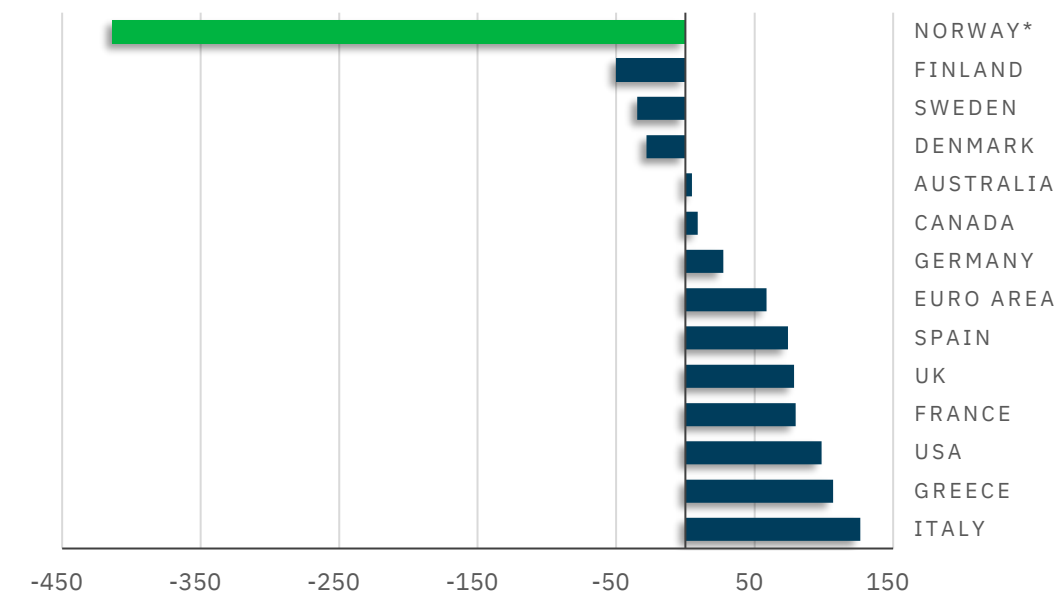
Surplus (+) or deficit (-), % nominal GDP



Source: OECD Economic Outlook 118 Dec. 2025

GENERAL GOVERNMENT NET FINANCIAL LIABILITIES

% of nominal GDP



Source: OECD Economic Outlook No. 118 Dec 2025

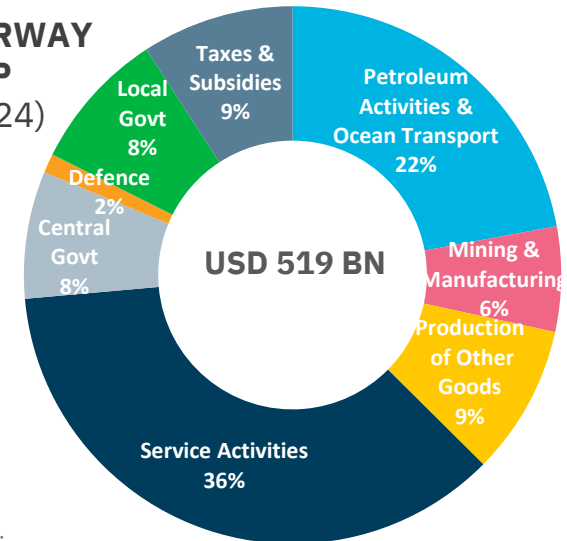
Debt measures are not always comparable across countries due to different definitions

*OECD has not published an estimate for Norway since 2020. Figure for Norway is sourced from SSB Dec 2025

Strong and Diversified Norwegian Economy

- The oil and gas industry (including supporting industries) historically constituted approximately 20% of Norwegian GDP. Higher gas prices have elevated this share, but it has normalized since 2022.
- The petroleum sector is the major contributor to the overall trade balance and current account surplus. Norway's industrial base however continues to diversify with growth from other major industries:
 - fishing/aquaculture, shipping, metals and mining, timber – pulp and paper, manufacturing and machinery, construction and chemical products
- Service Activities do make up the largest portion of GDP. This includes industries such as Transport and Communication, Financial and Business Services, Telecommunication and Information Services and Tourism.
- The UK and Germany are Norway's largest export counterparties due to the high volume of crude oil and natural gas exports. Post the Ukraine invasion, Norway is now the largest supplier of natural gas to Europe. Sweden is one of Norway's largest trading partners in relation to the import of goods and services, but imports from China have also grown in recent years, and China is now Norway's largest trading partner for imported goods.
- EU countries account for over 65 percent of Norwegian exports of goods compared to just under 55 percent of imported goods.

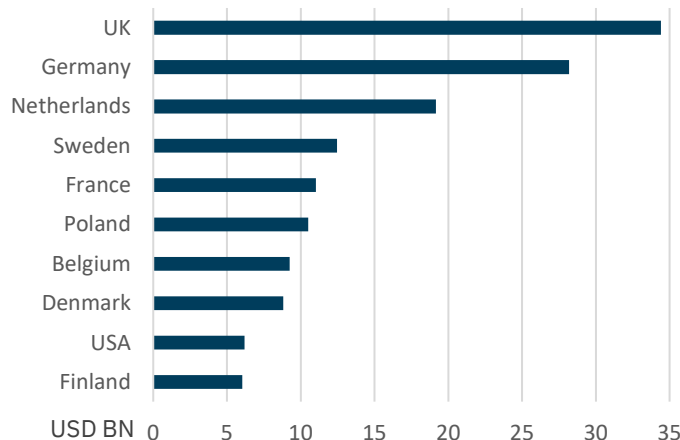
NORWAY GDP (2024)



Source: Statistics Norway, 2025

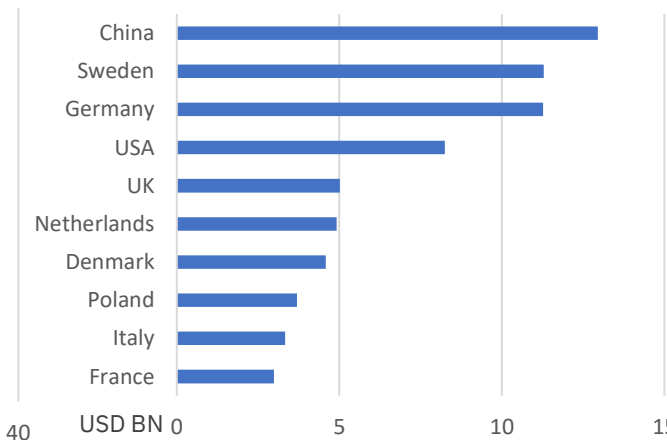
EXPORTS OF GOODS

Main Trading Partners (2024)



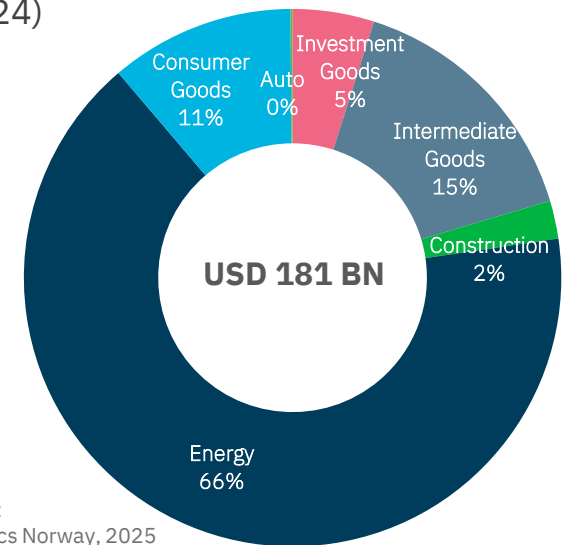
IMPORTS OF GOODS

Main Trading Partners (2024)



Source: Statistics Norway 2025 (USDNOK = 10)

NORWAY EXPORT OF GOODS (2024)



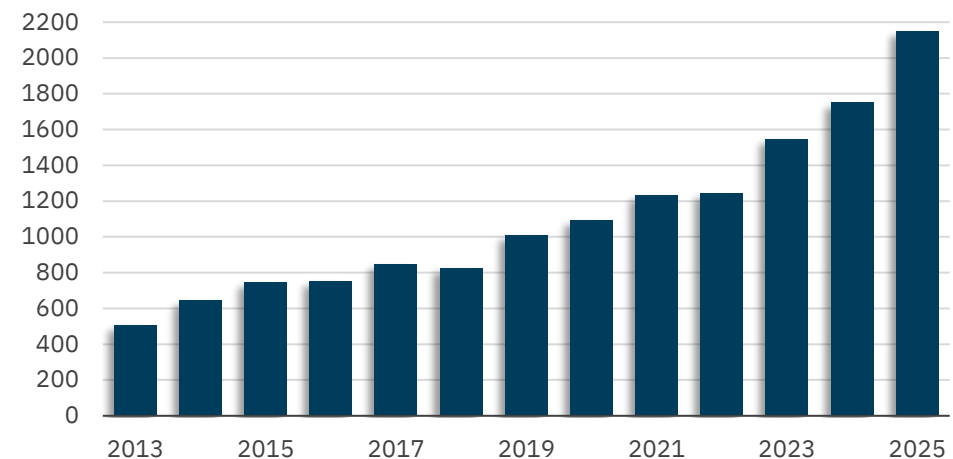
Source: Statistics Norway, 2025

Norwegian Sovereign Wealth Fund

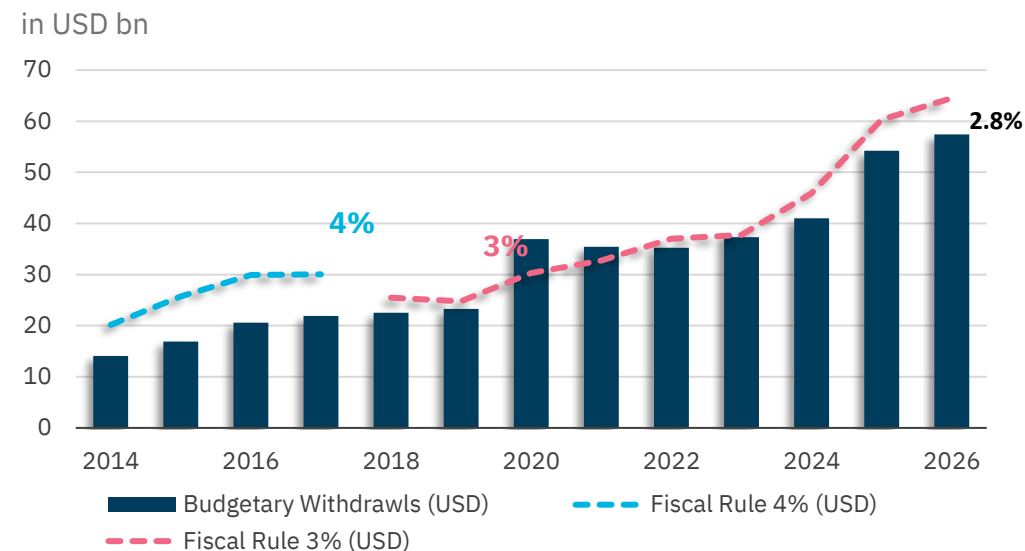
– A Long-Term Contributor to the Nation's Wealth

- Norway's sovereign wealth fund, called the Government Pension Fund Global (GPFG). By year end 2025 assets USD 2.15 trillion (NOK 21.5 tr. eq). This ranks the GPFG as the world's largest SWF.¹ The size corresponds to approx. 400% of Norway GDP and 10x size of the 2026 national budget.
- The GPFG accumulates all petroleum related government revenue surpluses and has the ability to use a portion of the fund to finance counter-cyclical fiscal policies. Thus, the GPFG is fully integrated with the State Budget.
- The GPFG's liquidity is invested entirely in overseas markets across equity, fixed income and real estate holdings, to avoid distorting the domestic economy.
- Fiscal rule states that up to expected average real rate of return of GPFG can be used to balance budget.
- Expected average real rate of return 4% 1998 - 2017 and adjusted to 3% from 2018 onwards due to lower rate environment.
- From 1998 to end of 2024, the Fund's actual average net annual real rate of return has been 4.06%.
- The history, objectives and management of the GPFG can be explored further [here](#).

VALUE OF GOVERNMENT PENSION FUND GLOBAL (GPFG)
in USD bn year end



EXPECTED NET REAL RETURN AND ACTUAL WITHDRAWAL FROM GPFG
in USD bn



¹ Sovereign Wealth Fund Institute, Jan 2026

Sources : Norges Bank Investment Management / Ministry of Finance / Norwegian Government



LENDING OPERATIONS

KBN Lending Supports the Nation's Economic & Social Welfare

Norwegian Local Governments have equal access to funding with KBN, at comparable levels, in order to deliver welfare services on behalf of the Central Government.

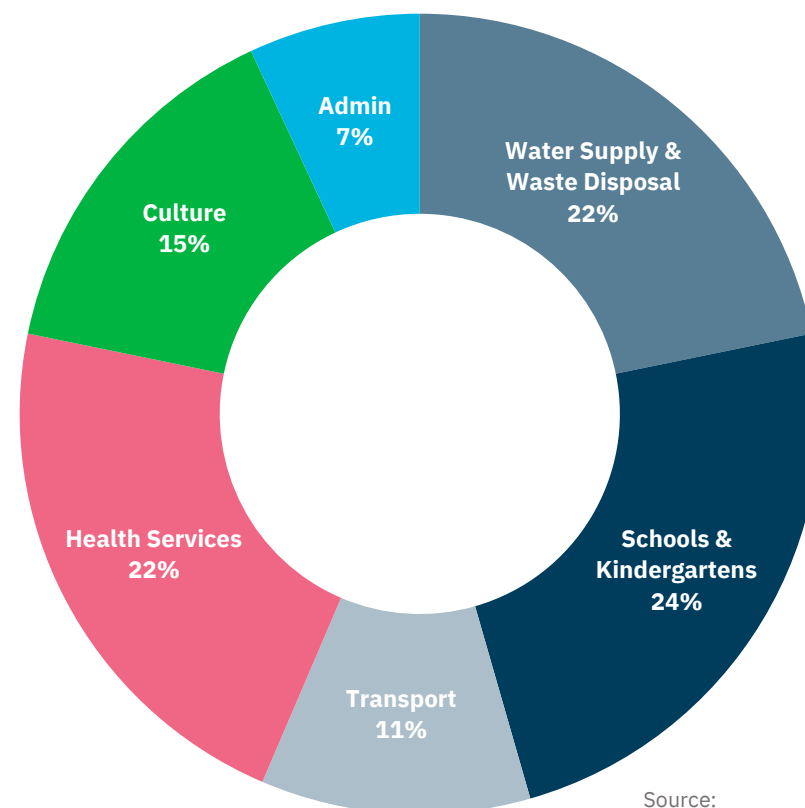
- KBN oversees a diversified loan portfolio of USD 37bn*. This reflects a market share of approx. 50% of client borrowings.
- All of Norway's 15 counties and 357 municipalities are borrowing clients of KBN.
- KBN loans are used to implement a broad range of key social projects.

KBN's mandate have been extended to implement greater environmental and social awareness via Green Lending.

- Green loans are offered at reduced interest rates to projects with clear climate- and environmental ambitions.
- By 2025, KBN had completed over NOK 75 bn in lending to climate-friendly projects across a broad range of project categories. This represents 20% of the total lending portfolio.

LOCAL GOVERNMENT INVESTMENT EXPENDITURE

Average last 10 years



Source:
Statistics Norway, KBN

S&P Global
Ratings

“Norwegian local and regional governments act as delegated arms of the central government in the provision of public services.”

- Standard & Poor's

* NOK/USD 10.0

The Norwegian Local Government Sector is Financially Robust

The sound financial position of the Norwegian local government sector and the strict financial framework within which it operates make the whole sector and individual entities highly creditworthy borrowers.

Sound Revenue Foundation

- KBN benefits from an extremely solid customer base:
 - Municipal authority is seen as a delegated state authority as they are not defined a legal entity in the Norwegian Constitution.
 - Municipals receive a large proportion of revenue from central government transfers, in order to ensure a unified service delivery throughout the country.

Close Supervision and Control

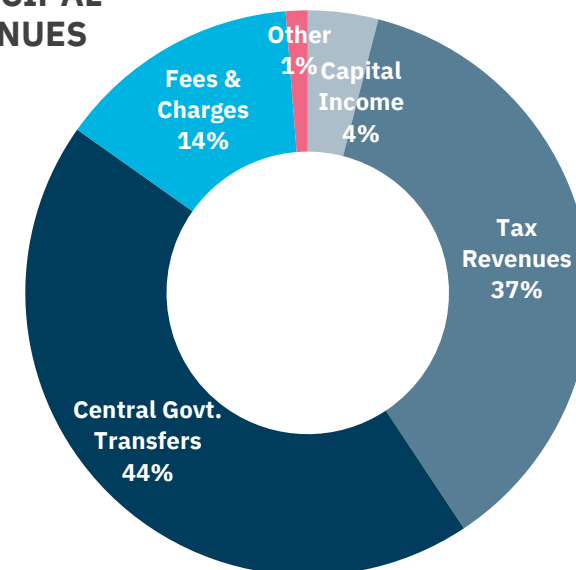
- All local government budgets are monitored and supervised by the central government. Strict limits are in place to manage financial conduct.
- Under the Local Government Act, counties and municipalities may not be subject to bankruptcy proceedings. Thus, they are subject to extensive central government oversight and regular reporting requirements.
- Counties and municipalities can not budget for an operating deficit. If facing a deficit, the local government will be placed on a list for contingent control (ROBEK List) and the central government must explicitly approve all borrowings and guarantees until the deficit is eliminated (within maximum 3 years).
- Borrowings may only finance primary investments. No commercial projects or guarantees for private-sector third parties are permitted.
- KBN has more than 90 years of operating experience and strict centralized control enhances financial discipline.
- KBN has never suffered a loan loss.

MOODY'S

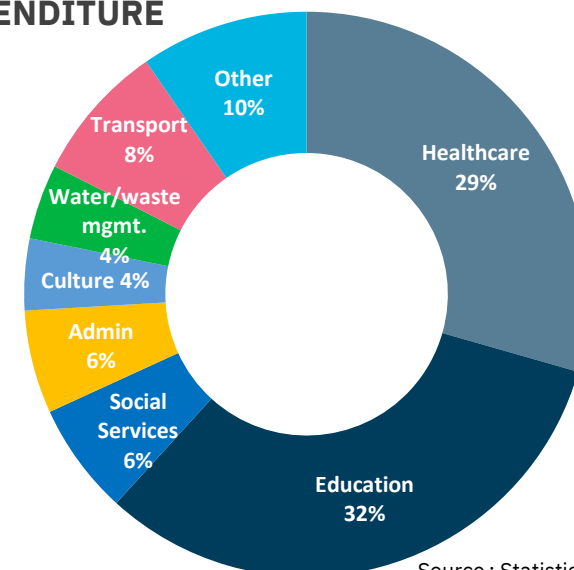
"Norwegian local governments are among the most regulated and supervised in Europe"

- Moody's

MUNICIPAL REVENUES



MUNICIPAL EXPENDITURE



Source : Statistics Norway
Ministry of Finance, Ministry of Local government and Modernisation 2025

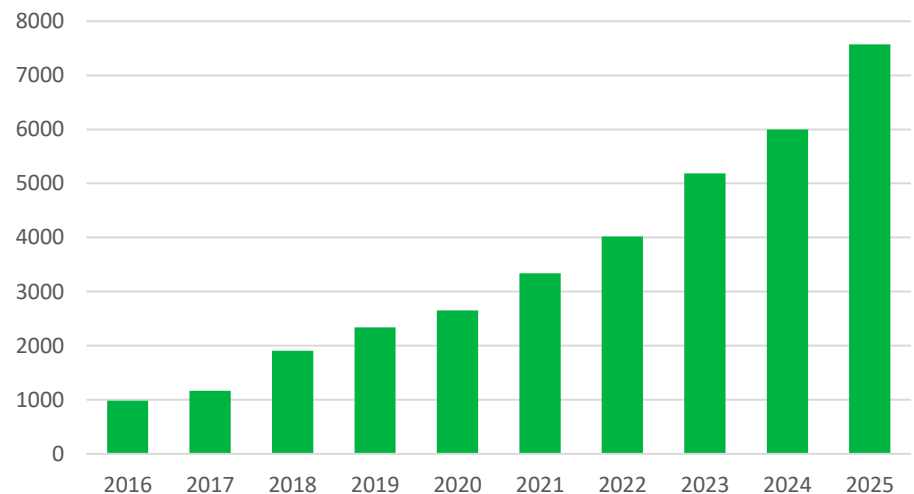
Green Lending Portfolio

KBN has offered reduced-rate green loans for investments that contribute to solving the climate challenges of the future since 2010.

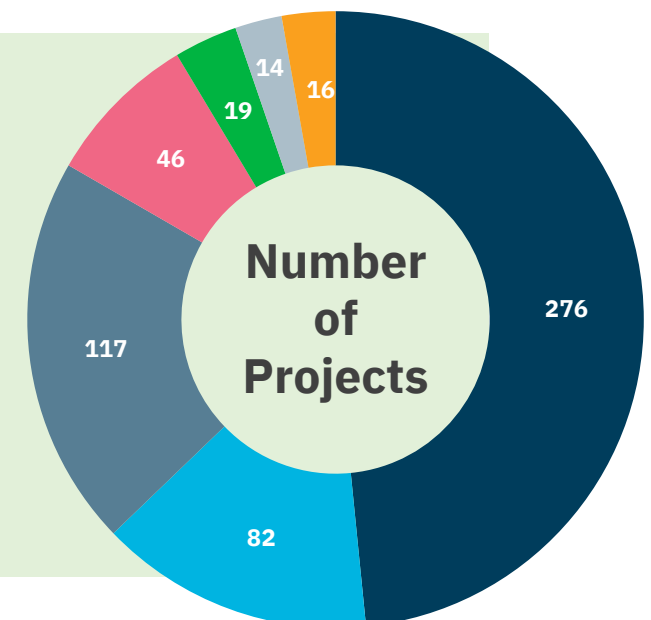
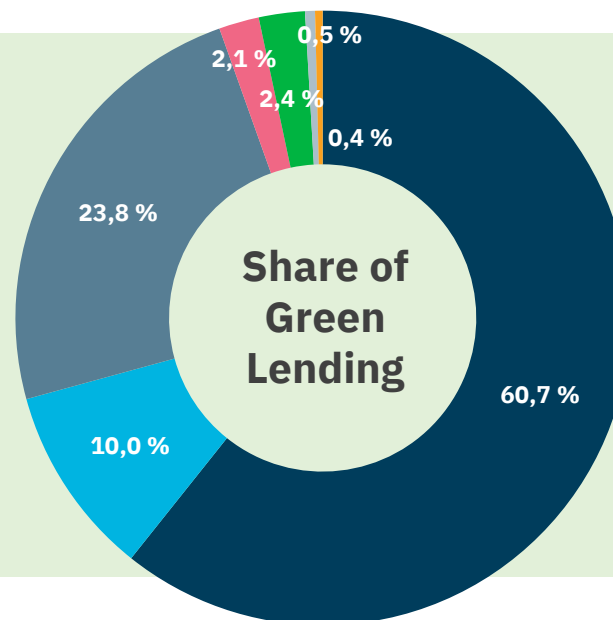
- Green loans are awarded to projects that contribute to reducing greenhouse gas emissions, improving energy efficiency, the environment or climate change adaptation.
- KBN's green lending portfolio has grown at a compounded annual growth rate of 25% over the last 9 years to above NOK 75 billion.
- As of 31 December 2025, the green lending portfolio consisted of 570 green projects across Norway, from the smallest municipality of Utsira to the capital of Oslo.
- KBN strives for transparency in reporting and its annually published Impact Report has twice won "Environmental Finance's Impact Report of the Year".

KBN GREEN LENDING PORTFOLIO

in USD mn

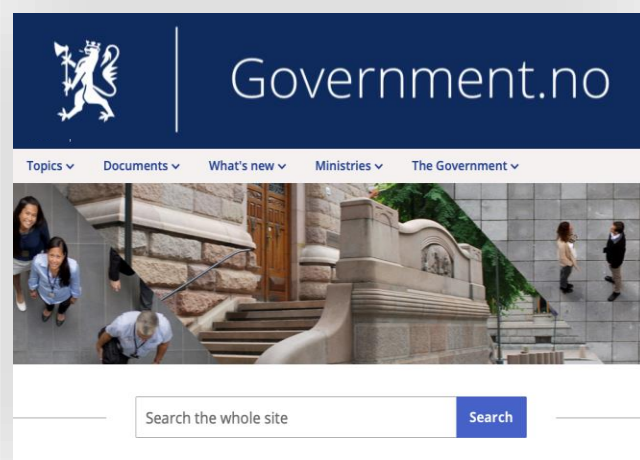


- Buildings
- Transportation
- Water and Wastewater Management
- Waste and Circular Economy
- Renewable Energy
- Land Use and Area Development
- Climate Change Adaptation



Conservative and Strictly Supervised Lending Portfolio

- KBN offers a range of flexible financing structures to its borrowing clients. KBN's competitive advantage is in providing, at all times, stable funding solutions to the local government sector. This reflects KBN's core public policy mandate as a strategic long-term partner for the country's framework of social services.
- Loans are only extended in NOK and KBN does not differentiate between any clients on loan pricing. Local government creditworthiness is viewed equally due to the central government oversight and support, ensuring that clients are able to offer a unified standard of services across the country.
- KBN reviews local governments annual borrowing requests to ensure the underlying investment strategies are socially and commercially viable and fits within its balanced budget.
- The Credit Risk Management (CRM) department works on a continuous basis to track and analyze clients' financial developments based on data from the government KOSTRA Registry. Lending decisions can thus be made quickly, due to centralized oversight of client finances and KBN's ongoing credit review processes.
- Loans for Green projects are all analyzed individually. KBN's Green lending model follows international best practice for transparency, use of proceeds analysis and impact reporting.



THE ROBEK LIST

The Register for Governmental Approval of Financial Obligations (ROBEK) is a government register of municipalities and counties experiencing an operating deficit. Local governments on this list must have any new borrowing explicitly approved by the state representative Fylkesmann in order to be valid. Entities on this list have 3 years to balance their budget. This list is available publicly:



<https://www.regjeringen.no/en/topics/municipalities-and-regions/municipal-economy/register-for-governmental-approval-of-fi/id449305/>

THE KOSTRA REGISTRY

Since 1997, local and regional governments have been required by law to register statistics on budget, financial activities and public services in the KOSTRA (Municipality-State-Reporting) database. This registry is managed by Statistics Norway and provides key inputs for KBN's credit risk management models.



<https://www.ssb.no/en/offentlig-sektor/kostra>

Project Examples

COUNTIES (population)

MUNICIPALITIES (population)

SVALBARD (2,310)

- Upgrades for powerstation
- Increased harbour capacity
- New kindergarten
- Upgrade of remote heating facilities (thermal heating plant)
- Increased capacity of recycling and refuse facilities



FINNMARK (76,167)

- New high school
- New dental clinic
- New harbor facilities
- Upgrading energy efficiencies in county buildings



NORDKAPP (3,239)

- Road upgrade
- New cemetery
- Upgrading harbor facilities
- New library equipment



HORDALAND (505,246)

- Hardanger Bridge
- New suspension bridge across Eidfjorden
- Total length: 1,380 (30m longer than Golden Gate Bridge)



BOKN (865)

- New multipurpose sports halls
- New fire truck



KONGSVINGER (12,078)

- Kongsvinger lower secondary school
- Built in solid wood
- Financed by green lending rate from KBN



TØNSBERG (41,239)

- Greve Biogass
- Turning food waste and manure into fuel
- Financed by green lending rate from KBN





FUNDING OPERATIONS

Flexible and Diversified Investor-Driven Funding Program

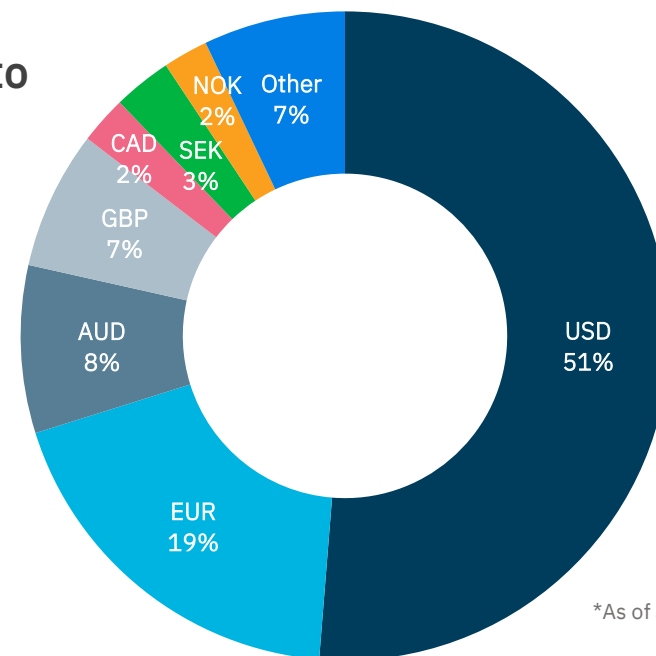
KBN's funding borrowing program for 2026 is estimated to be USD 10 billion.

- KBN has developed a solid international investor base, enabling it to access broad and well-diversified funding sources.
- KBN expect to see healthy lending growth going forward and will remain actively engaged in capital market issuance and market developments.
- KBN continuously works to gather market intelligence and expand its network of investors and products. Issuance is conducted via a range of documentation platforms, enabling access to both domestic and international investors. KBN manages domestic borrowing programs in Australia, Canada, New Zealand, Norway and Switzerland as well as an MTN Program with a 144a tranche.

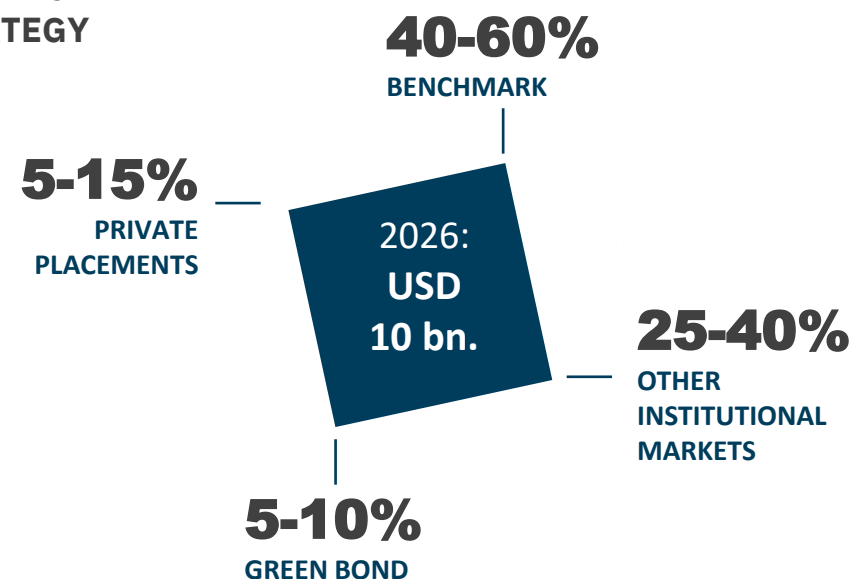
A considerable portion of KBN's annual borrowing program is raised by issuing liquid USD and EUR benchmark securities.

- KBN recognizes the value of maintaining a solid partnership with investors for these offerings, and seeks to offer attractive relative value, with excellent credit quality.
- Principles guiding benchmark pricing includes:
 - regular consultation with underwriters experienced in target markets;
 - pricing and sizing issues “to clear”; and
 - performance in secondary markets.

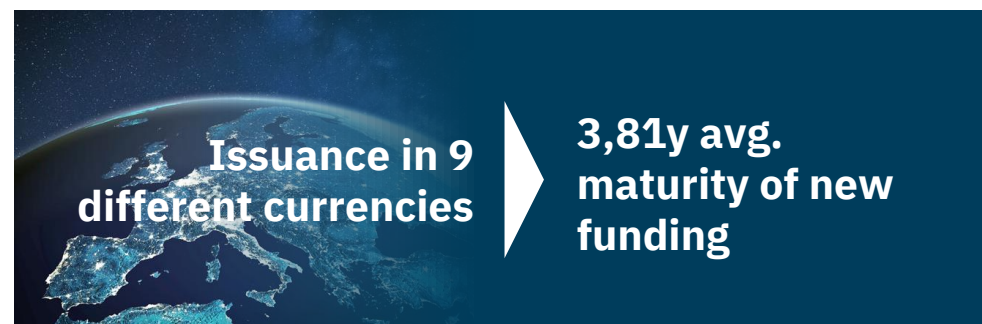
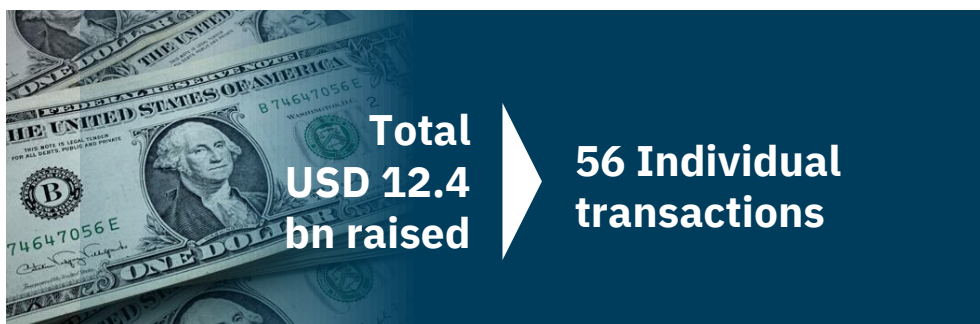
DEBT PORTFOLIO



FUNDING STRATEGY



KBN Funding 2025



USD
1.50 bn

5-year Jan 2030
Benchmark

EUR
1.00 bn

7-year Feb 2032
Benchmark

USD
1.25 bn

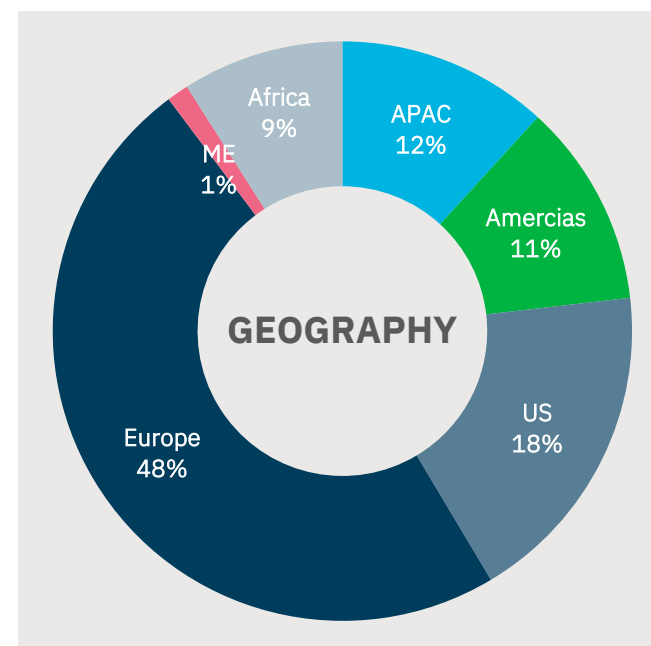
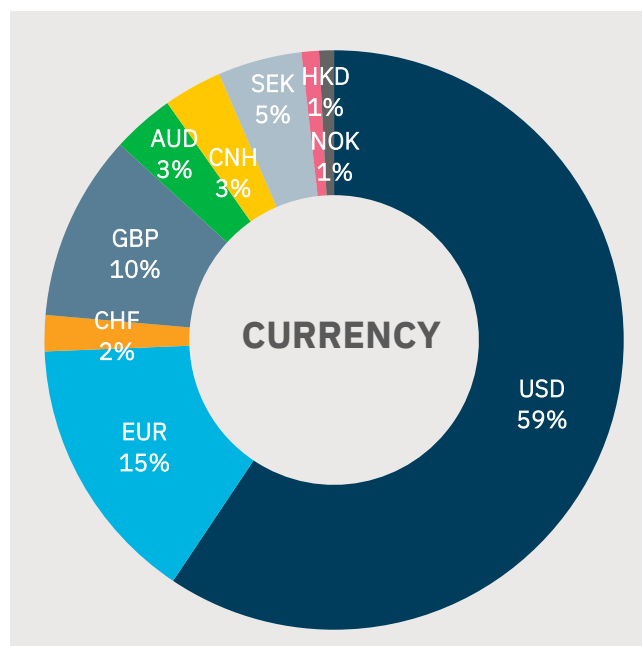
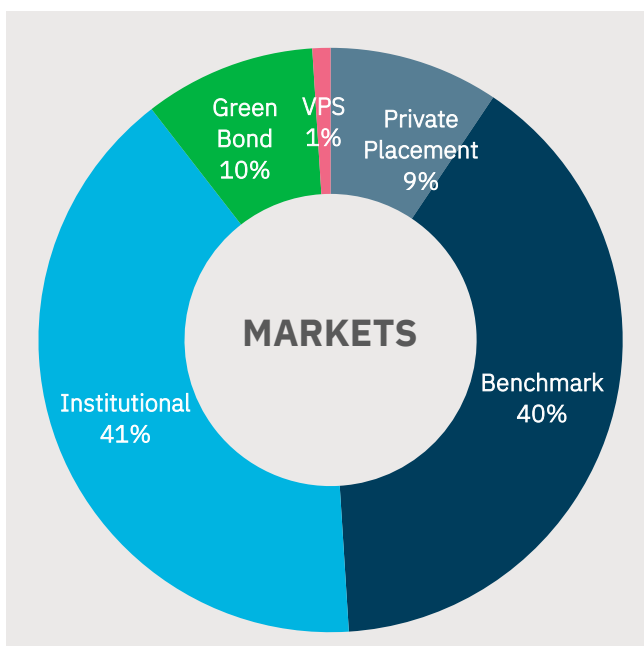
5-year Aug 2030
Benchmark

GBP
825 mn

3-year Oct 2028
Benchmark

AUD
625 mn

Sep 2030
Benchmark



USD Benchmark Strategy

- KBN's strategy is to issue benchmarks regularly in order to:
 - enhance market presence;
 - access a wide institutional investor base;
 - provide liquidity and performance for investors;
 - issue products in line with market demand; and
 - build strong long-term investor and bank relationships.



For 2026, KBN plans to issue 3 USD benchmarks in maturities ranging from 3 to 10 years.



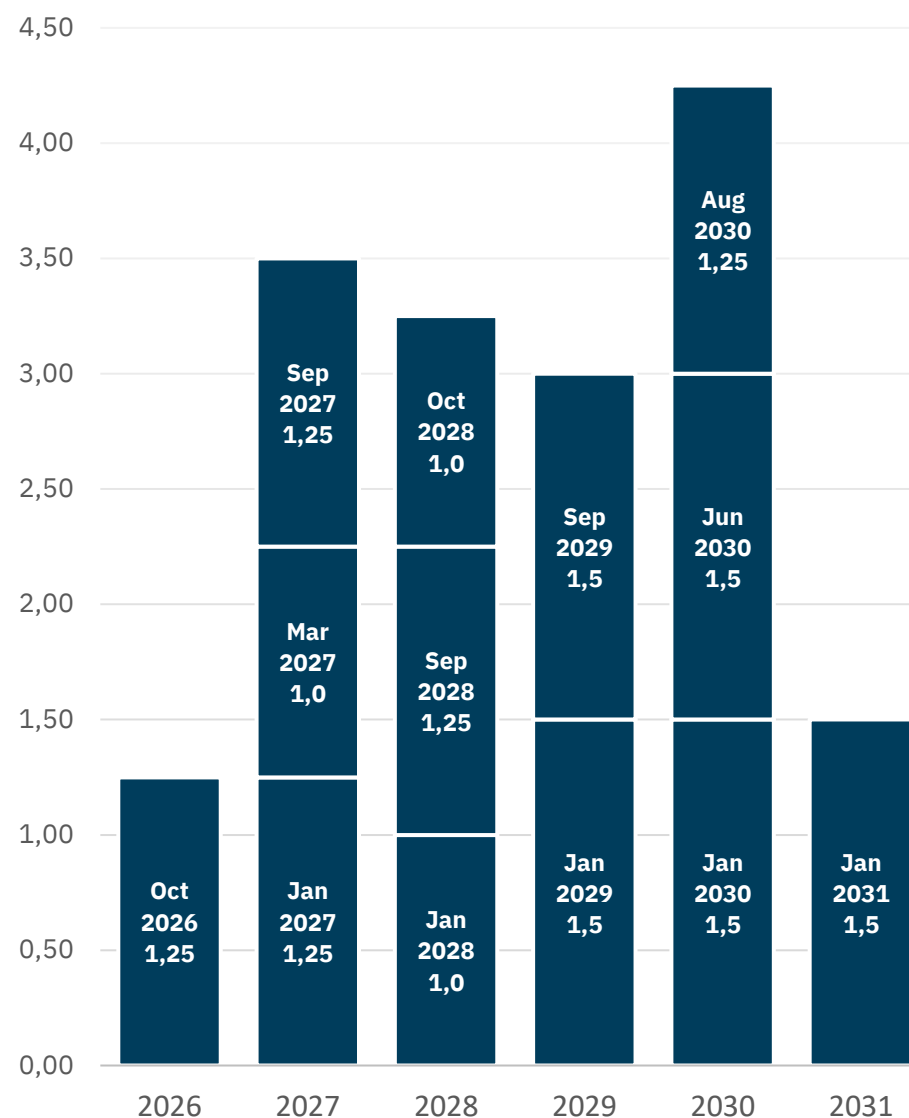
KBN currently has 13 USD benchmark transactions outstanding. The total notional amount is USD 16.75 bn.



Since 2010, KBN has issued USD benchmarks under RegS and 144a documentation, which provides additional settlement options via DTC.

OUTSTANDING 144A BENCHMARKS

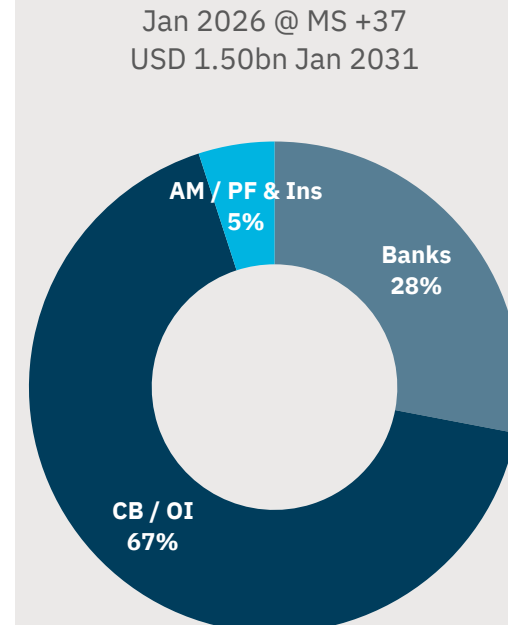
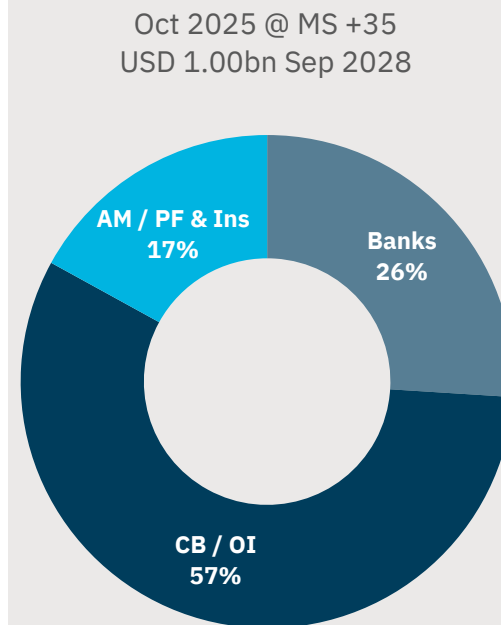
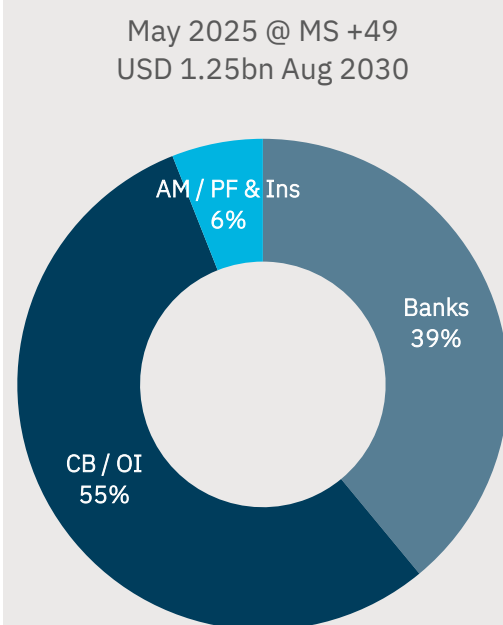
in USD bn



USD Benchmark Distribution

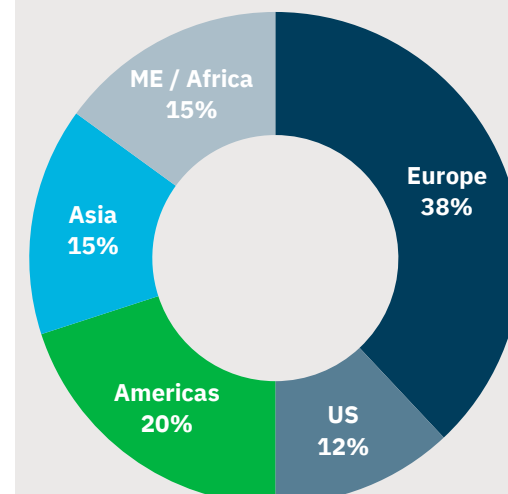
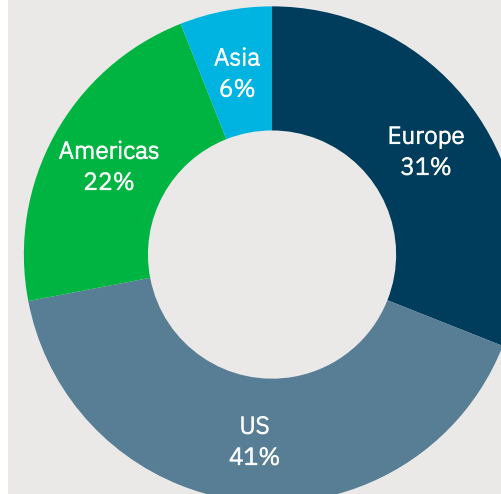
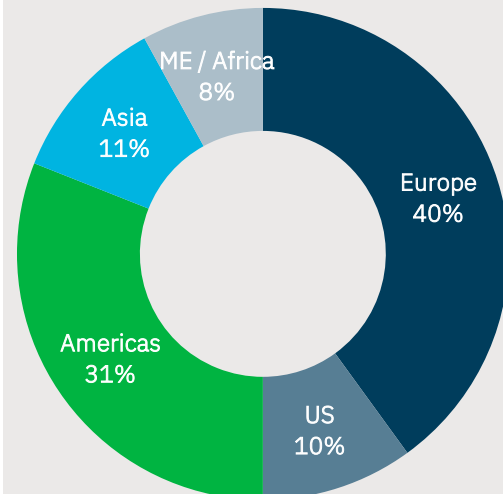
Investor type

Distribution on last three USD Benchmarks



Investor geography

Distribution on last three USD Benchmarks



USD Benchmark Distribution

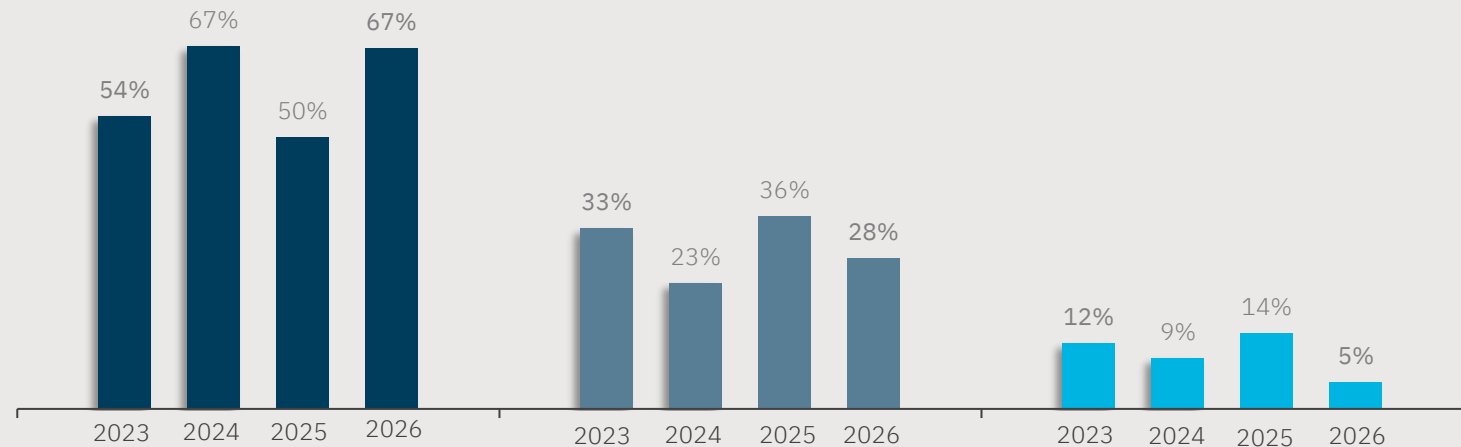
Investor type

Annual averages

CENTRAL BANK & OFFICIAL INSTITUTION

BANKS

ASSET MANAGER / PF & INS



Investor geography

Annual averages

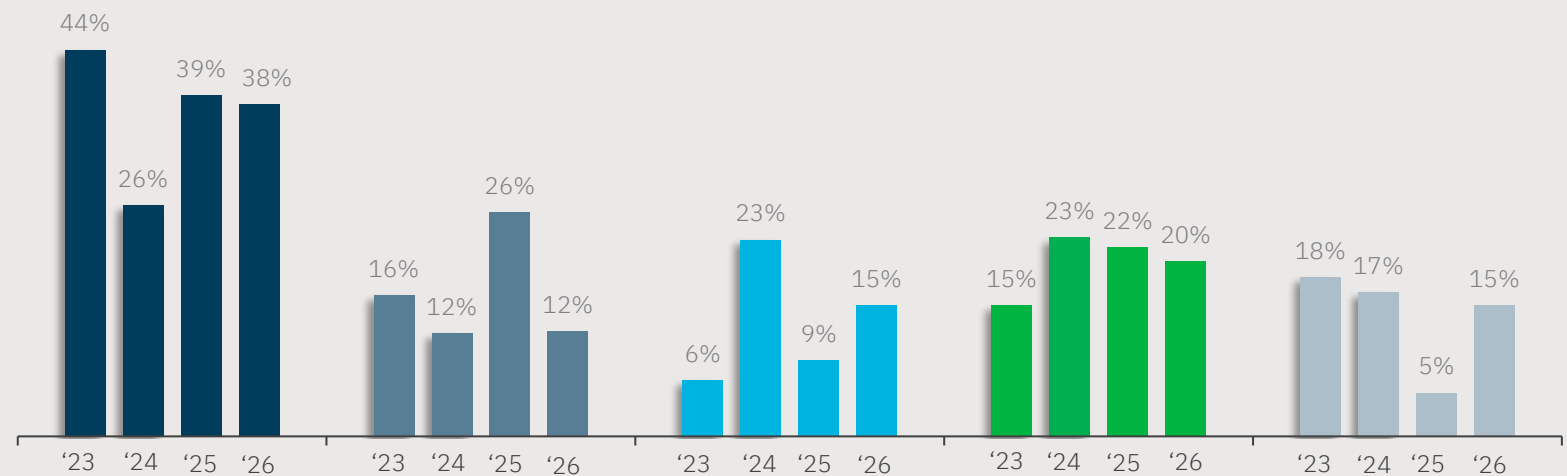
EUROPE

USA

ASIA

AMERICAS EX. USA

ME / AFRICA



EUR Benchmark Strategy

Diversifying the Funding Program via investor-driven issuance.

- Broaden the KBN investor base
- Expand market presence
- Raise visibility in Continental Europe
- Provide liquidity and performance for investors
- Target maturities from 5 to 10 years
- Provide EUR benchmarks in both Green and Regular format



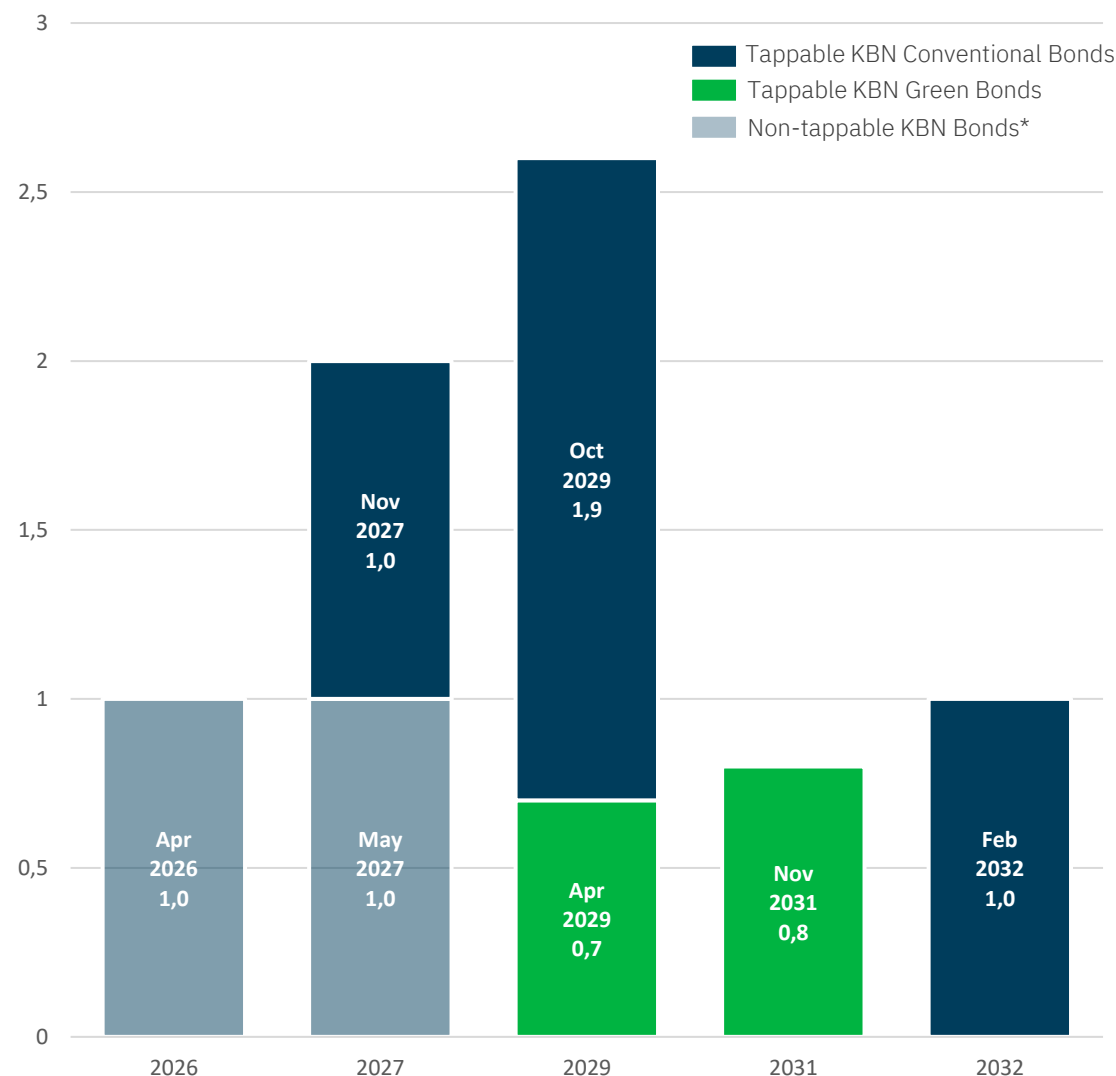
KBN currently has 7 EUR benchmark transactions outstanding. The total notional amount is EUR 7.4 bn including both Green and Regular benchmarks.



KBN has issued EUR benchmarks since 2014 and aims to be a regular issuer in order to build long-term investor relationships.

OUTSTANDING EUR BENCHMARKS

in EUR bn



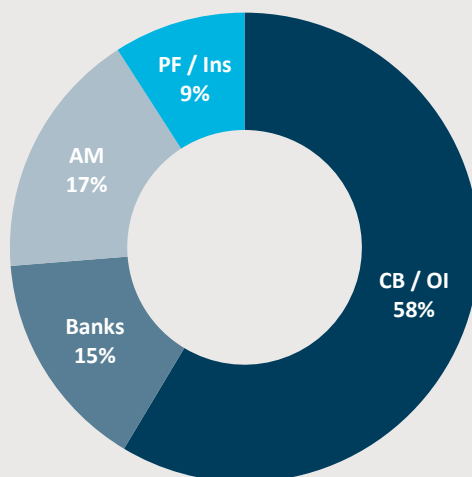
*As a result of the implementation of the BRRD (directive 2014/59/EU) legislation in Norway, KBN updated its base prospectus on 22 March 2019 to comply with the legislation. KBN has been advised by external counsel that, as a result of this, it will not be possible to achieve fungibility with existing series of notes and it will therefore no longer tap existing lines. All notes issued from 22 March 2019 will be open to be increased as per market practice.

EUR Benchmark Distribution

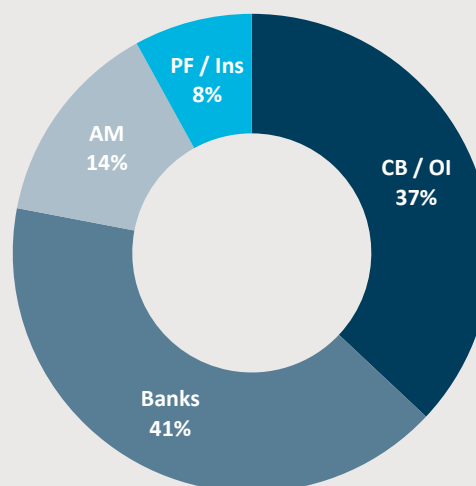
Investor type

Distribution on last three EUR Benchmarks

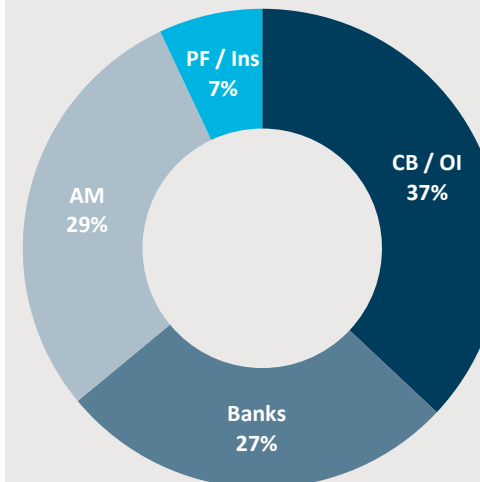
Apr 2024 @ MS+11
EUR 500 mn **Green** 5y Apr 2029



Nov 2024 @ MS +31
EUR 500mn **Green** 7y Nov 2031

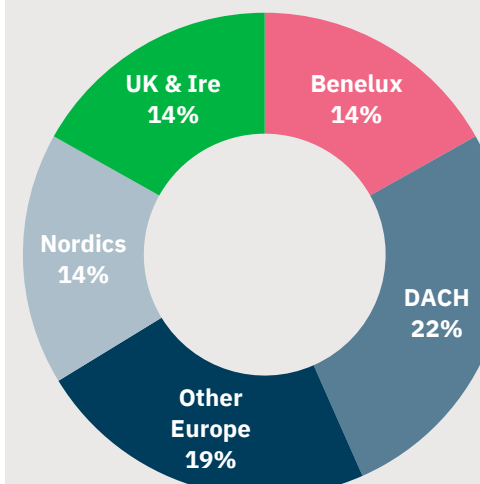
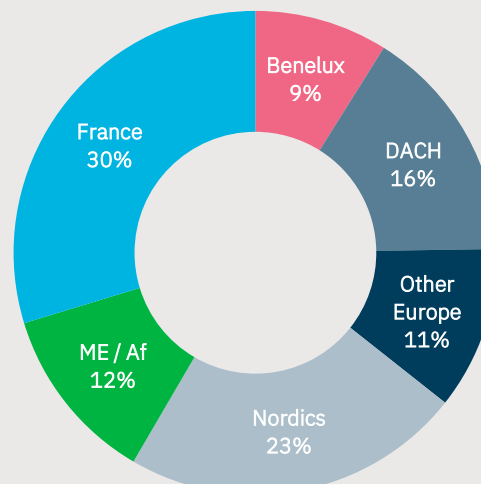
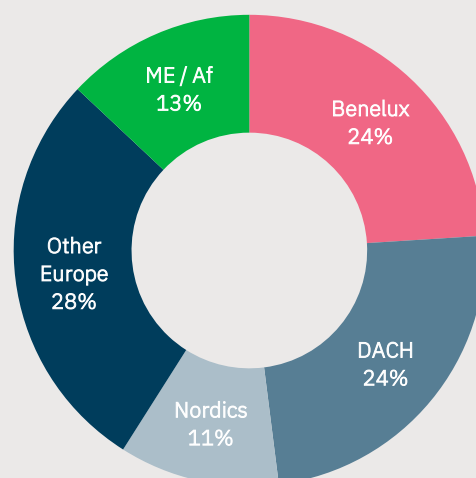


Feb 2025 @ MS +40
EUR 1bn 7y Feb 2032



Investor geography

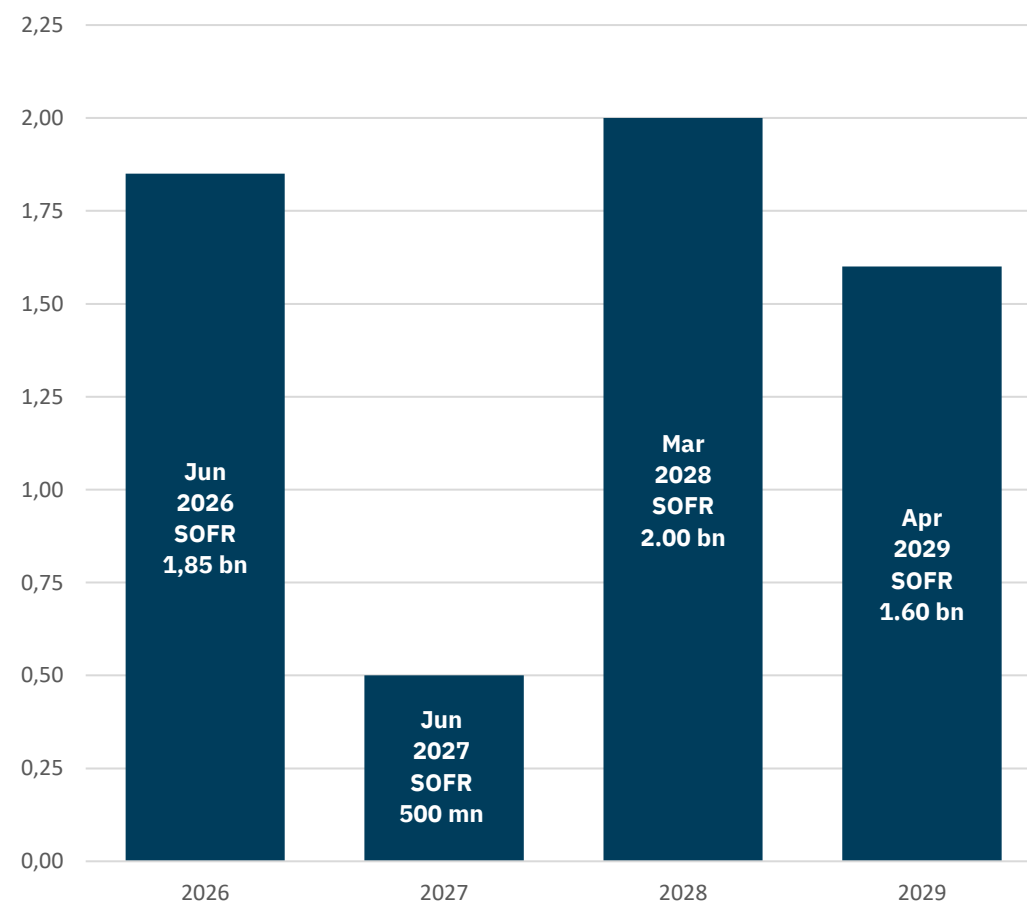
Distribution on last three EUR Benchmarks



USD FRN Strategy

- Issuance has historically responded to investor demand, enabling KBN to tap into discrete pools of liquidity that prefer floating-rate investments. This strategy will be continued as KBN builds its SOFR referenced curve.
- KBN typically opens a new line with USD 500mn minimum notional.
- Taps are priced on the basis of investor demand.
- Lines are increased up to a maximum notional of USD 2 bn.
- In April 2021, KBN became one of the first European Agencies to issue a SOFR referenced bond, completing it's inaugural SOFR USD 500mn Oct 2023 line.
- Over time, KBN will aim to build a new, liquid curve of SOFR referenced FRNs.
- SOFR referenced Private Placement opportunities will be assessed on a case-by-case basis.

USD 144A/REGS FRNs \$5.95bn outstanding



Other Key Institutional Markets

KBN will continue its strategy to nurture its presence in other public markets with strategic issues in local currencies.

- Focus will be on taps and new issues.
- 2y – 10y, in all markets, pricing and market conditions allowing.



AUSTRALIA KANGAROO

| | |
|--------------------------------|--|
| Notional outstanding: | AUD 5.88 bn |
| Maturities outstanding: | 2026, 2027, 2028, 2029, 2030, 2032, 2034 |



NORWAY EMTN / VPS

| | |
|--------------------------------|--|
| Notional outstanding: | NOK 10.65 bn |
| Maturities outstanding: | 2026, 2027, 2028, 2029, 2030, 2031, 2032, 2033, 2036, 2037 |



NEW ZEALAND KAURI

| | |
|--------------------------------|------------------|
| Notional outstanding: | NZD 1.425 bn |
| Maturities outstanding: | 2026, 2027, 2030 |



SWEDEN EMTN

| | |
|--------------------------------|------------------------------------|
| Notional outstanding: | SEK 14.0 bn |
| Maturities outstanding: | 2026, 2027, 2028, 2029, 2030, 2031 |



UNITED KINGDOM EMTN

| | |
|--------------------------------|------------------|
| Notional outstanding: | GBP 2.19 bn |
| Maturities outstanding: | 2026, 2027, 2028 |



SWITZERLAND

| | |
|--------------------------------|------------------------------------|
| Notional outstanding: | CHF 810 mn |
| Maturities outstanding: | 2027, 2028, 2030, 2031, 2034, 2035 |



CANADA EMTN

| | |
|--------------------------------|------------------------|
| Notional outstanding: | CAD 1.60 bn |
| Maturities outstanding: | 2026, 2027, 2028, 2029 |

Institutional Public Markets – AUD

KBN has been an active issuer in the Kangaroo market since 2001.

- Maintain regular market presence.
- Diversify investor base.
- Strategic market – target issuance 5-10% of annual Funding Programme.
- Long term commitment to building investor relationships.
- Dedicated investor marketing.
- Ability to issue in Fixed, FRN and Green format.

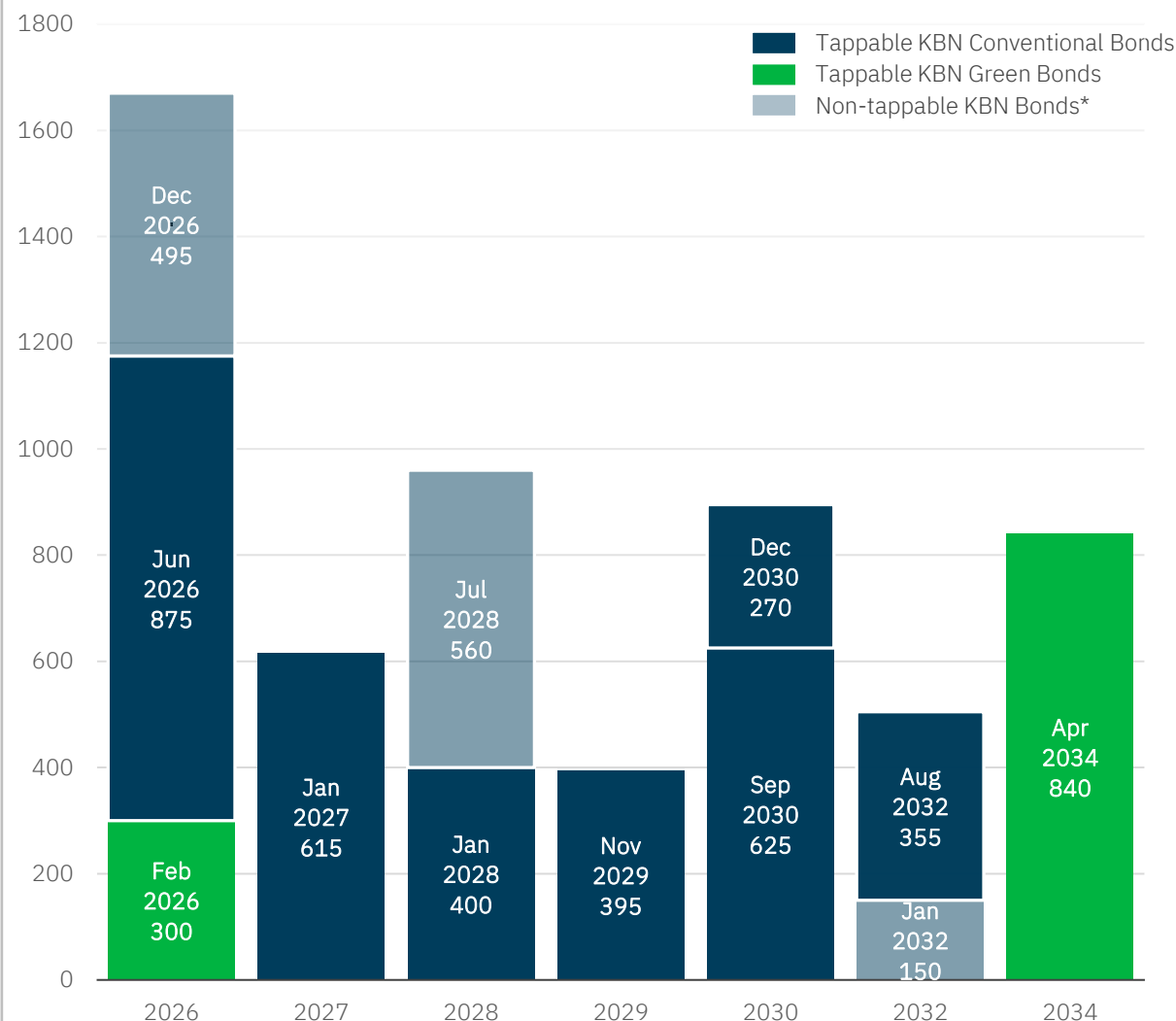
| Year | Annual Issuance (A\$ mn) |
|------|--------------------------|
| 2021 | 1,015 |
| 2022 | 1,240 |
| 2023 | 910 |
| 2024 | 685 |
| 2025 | 650 |

Objectives in the AUD market:

- Primary focus will be in the mid-curve.
- New lines and taps to build size/liquidity, pricing and market conditions allowing.
- Fill demand for longer dated tenors (8-15y)
- Ambition of further issuance of Green Bonds in AUD.

KBN AUD REDEMPTION PROFILE

A\$5.88bn outstanding



*As a result of the implementation of the BRRD (directive 2014/59/EU) legislation in Norway, KBN updated its base prospectus on 22 March 2019 to comply with the legislation. KBN has been advised by external counsel that, as a result of this, it will not be possible to achieve fungibility with existing series of notes and it will therefore no longer tap existing lines. All notes issued from 22 March 2019 will be open to be increased as per market practice.



Institutional Public Markets – NZD

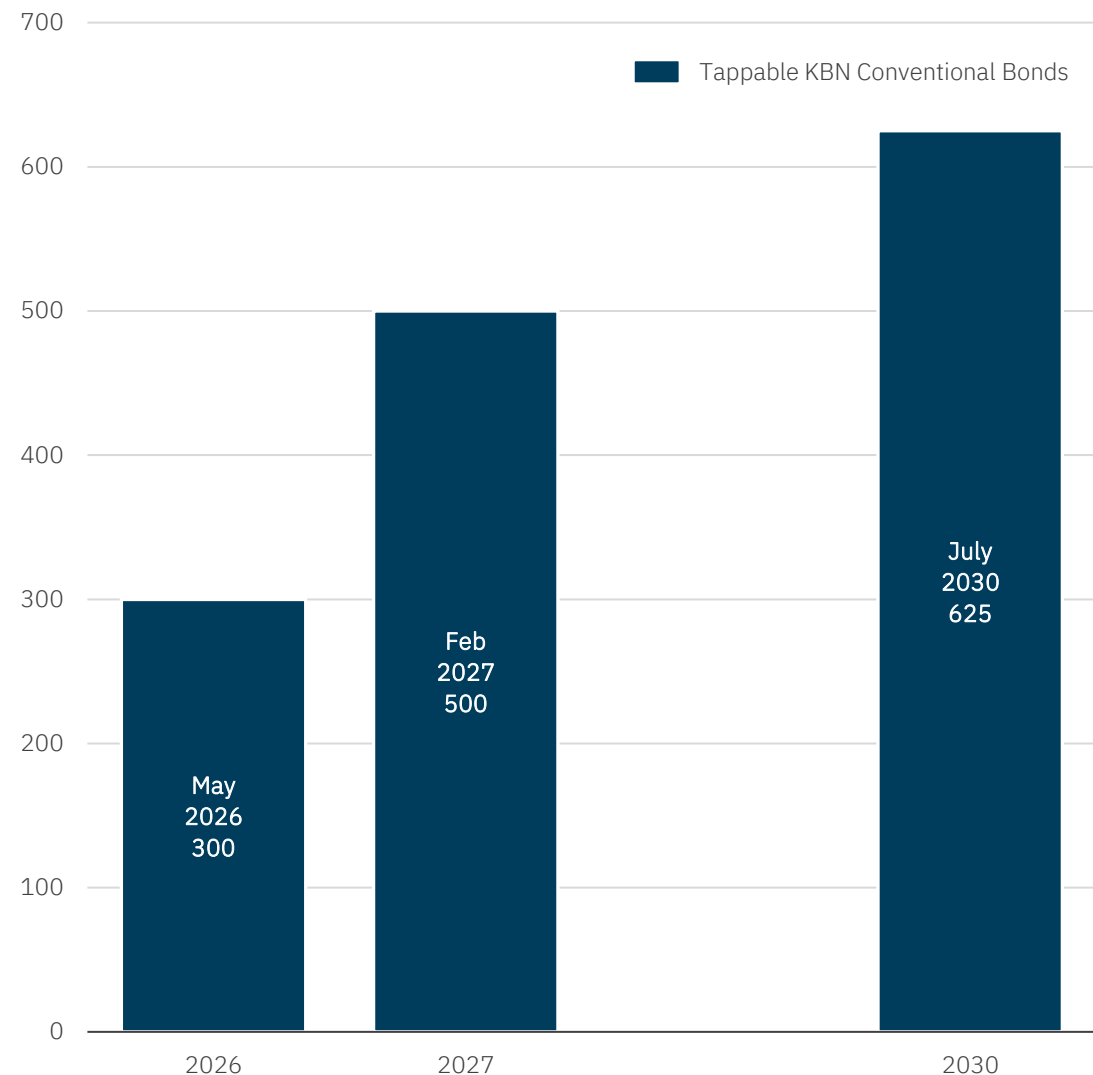
KBN has been an active in the Kauri market since 2007.

- Supply NZD investors with high quality investments based on market demand.
- Long term commitment to building investor relationships.
- Focus on 2-10y maturity.
- Potential for Green NZD issuance.
- Fixed and Floating formats.

| Year | Annual Issuance (NZ\$ mn) |
|------|---------------------------|
| 2020 | 750 |
| 2021 | 1,125 |
| 2022 | 500 |
| 2023 | 300 |

KBN NZD REDEMPTION PROFILE

NZ\$1.425bn outstanding





Institutional Public Markets – GBP

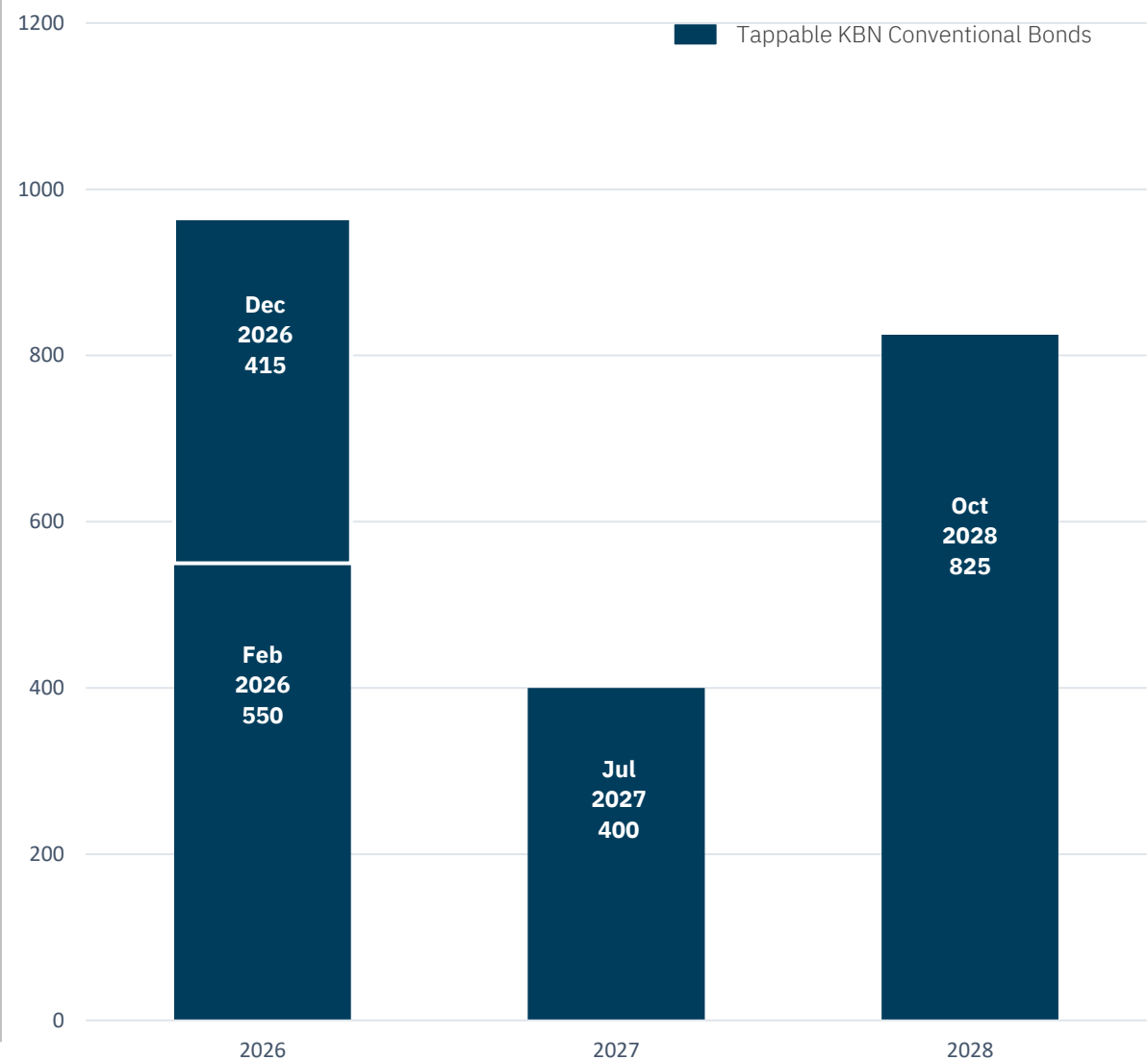
The Sterling market is a strategic source of funding and offers diversification for KBN's funding program.

- Continue to build market presence and investor relations.
- Tap outstanding lines and/or open new lines.
- Maturity focus is 2-7 year.
- Prepare for a potential SONIA issuance.

| Year | Annual Issuance (£ mn) |
|------|------------------------|
| 2021 | 1,205 |
| 2022 | 565 |
| 2023 | 650 |
| 2024 | 400 |
| 2025 | 825 |

KBN GBP REDEMPTION PROFILE

£2.19bn outstanding



Institutional Public Markets – CAD

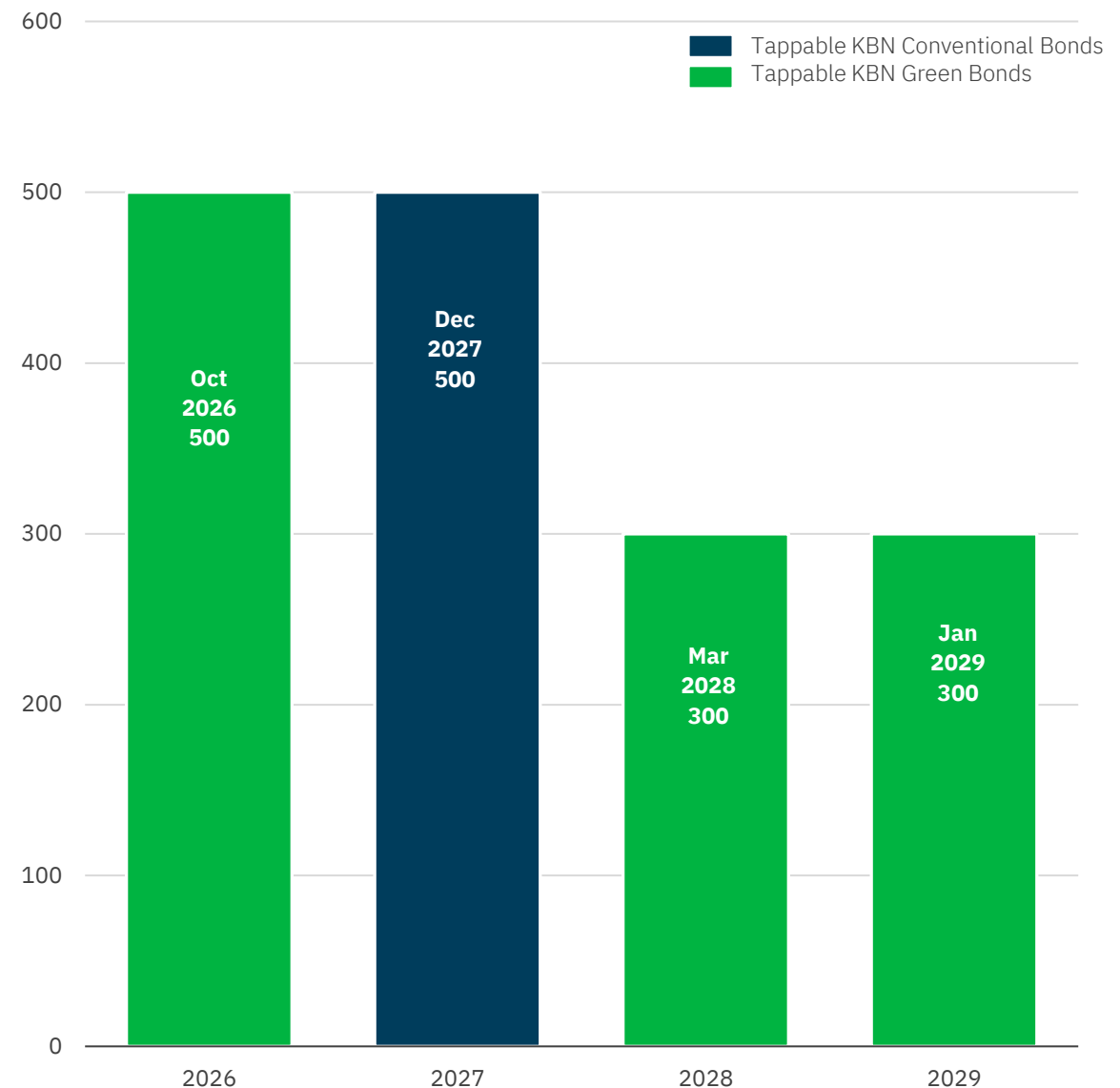
KBN re-entered the Canadian Dollar market with a Green Bond issuance in 2021.

- Continue to build market presence.
- Diversify investor base.
- Develop a liquid CAD curve.
- Tap outstanding lines and/or open new lines.
- Maturity focus is 2-7 year.
- Can issue both Green and Conventional Bonds.

| Year | Annual Issuance (C\$ mn) |
|------|--------------------------|
| 2021 | 500 |
| 2022 | 500 |
| 2023 | 800 |
| 2024 | 300 |

KBN CAD REDEMPTION PROFILE

C\$1.6bn outstanding



KBN Green Bond Issuance

- KBN was one of the first European issuers to issue a green bond in USD.
 - The past years KBN have experienced a strong global increase in investor demand for our issuance in NOK, AUD, SEK, CAD and EUR.

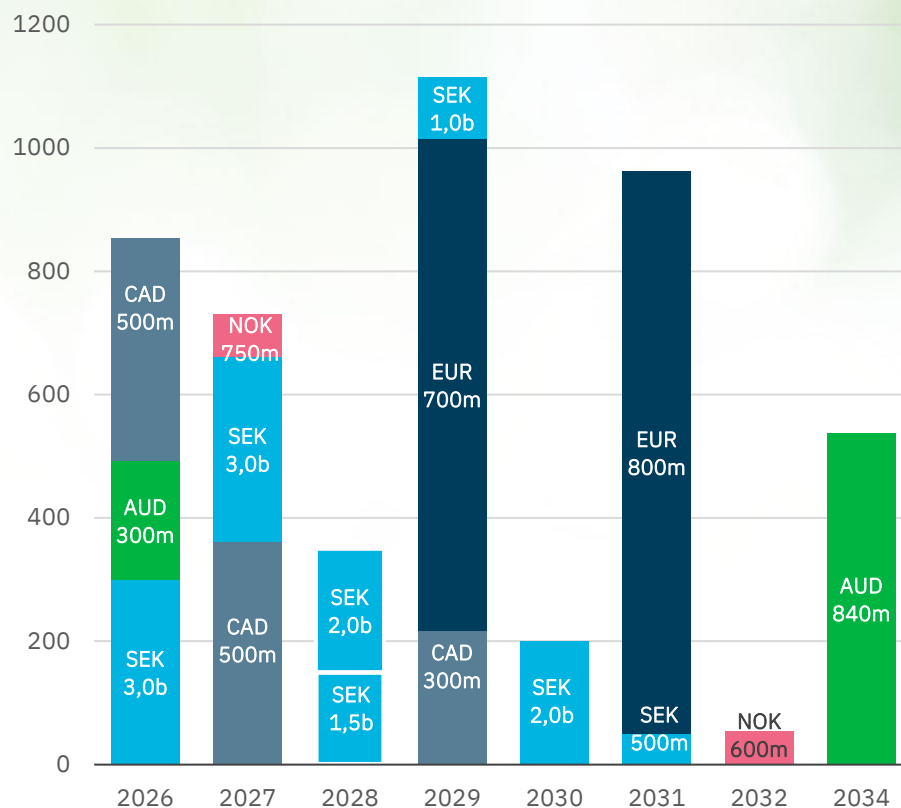
STATUS

Total Outstanding: 5.0 BN. USD

Jan 2025

KBN PUBLIC GREEN BOND MATURITY PROFILE

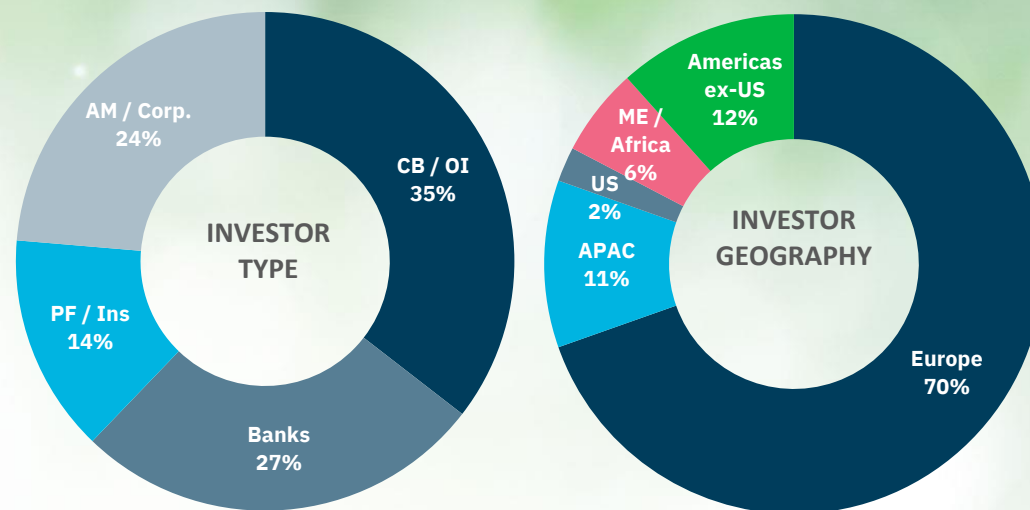
in USD mn*



*AUDUSD 0.65 / SEKUSD 0.105 / NOKUSD 0.1 / CADUSD 0.714 / EURUSD 1.15

OUTSTANDING KBN PUBLIC GREEN BOND ISSUANCE

Investor Type and Geography



As of Jan2026

Private Placements

KBN is focused on maintaining its position as an active and flexible issuer in

Private Placement format.

- Plain Vanilla or Fixed Callable structures.
- Can issue in a range of currencies, including CNY (offshore) and HKD.
- Size will depend on capacity. Previously issued from 20mn to 1bn USD-equivalent.
- Maturities ranging from 1- to 30-years, with maximum of 10-years for Bullet trades.

Euro-Commerical Paper (ECP) Programme

KBN is an active issuer of Commercial Papers under our ECP Programme.

Outstanding amount will vary based on KBN's short-term liquidity needs.

- Programme is unlimited in size.
- Tenors between 1 and 12 months.
- Issue primarily in EUR and USD but can also issue other G10 currencies in Fixed format.
- Rated *P-1* by Moody's and *A-1+* by S&P.
- Dealers on the programme are Barclays, Credit Agricole, Citibank, ING, JP Morgan and UBS.

KBN – A Stable AAA Norwegian State Agency

- 1.** 100% owned by the Kingdom of Norway (AAA/Aaa) and supervised by the Norwegian FSA
- 2.** Monoline business model, financing core local government welfare investments in Norway and no cross border lending.
- 3.** Counties and municipalities – KBN's clients – under the Local Government Act may not be subject to bankruptcy proceedings.
- 4.** KBN has never suffered loan losses in over 90 years of operations
- 5.** Conservative and prudent financial and risk management policies
- 6.** Strong financial profile with liquidity well in excess of regulatory requirements
- 7.** Strong, well-capitalized balance sheet
- 8.** Norway is one of the wealthiest countries globally, and owner of the largest sovereign wealth fund (the GPFG)
- 9.** KBN is the closest proxy to Norwegian sovereign risk available in the international markets
- 10.** Triple-A ratings from S&P and Moody's since first independently rated in 1999



Contact

For annual reports, rating reports and general information, please visit our website www.kbn.org or contact:



MR. SIGBJØRN BIRKELAND
Chief Capital Markets Officer &
Deputy CEO
Tel +47 2150 2014
sib@kbn.com



MR. THOMAS MØLLER
Head of Funding & IR
Tel +47 2150 2041
thm@kbn.com



MR. MARIUS RUUD
SVP, International Funding
Tel +47 2150 2043
mar@kbn.com



MR. EVAN R. MORGAN
SVP, International Funding
Tel +47 2150 2048
erm@kbn.com



MR. GEORG FUGLESANG
VP, International Funding
Tel +47 2150 2049
gef@kbn.com



MS. KIA KRIENS HAAVI
Head of Green Finance
Tel +47 9747 8005
kkh@kbn.com



ADDITIONAL INFORMATION

The Norwegian Government
<https://www.regjeringen.no/en/id4/>

Norges Bank
<https://www.norges-bank.no/en/>

Government Pension Fund Global (GPF)
<https://www.nbim.no/>

Statistics Norway
<https://www.ssb.no/en>

KOSTRA Registry
<https://www.ssb.no/en/offentlig-sektor/kostra>

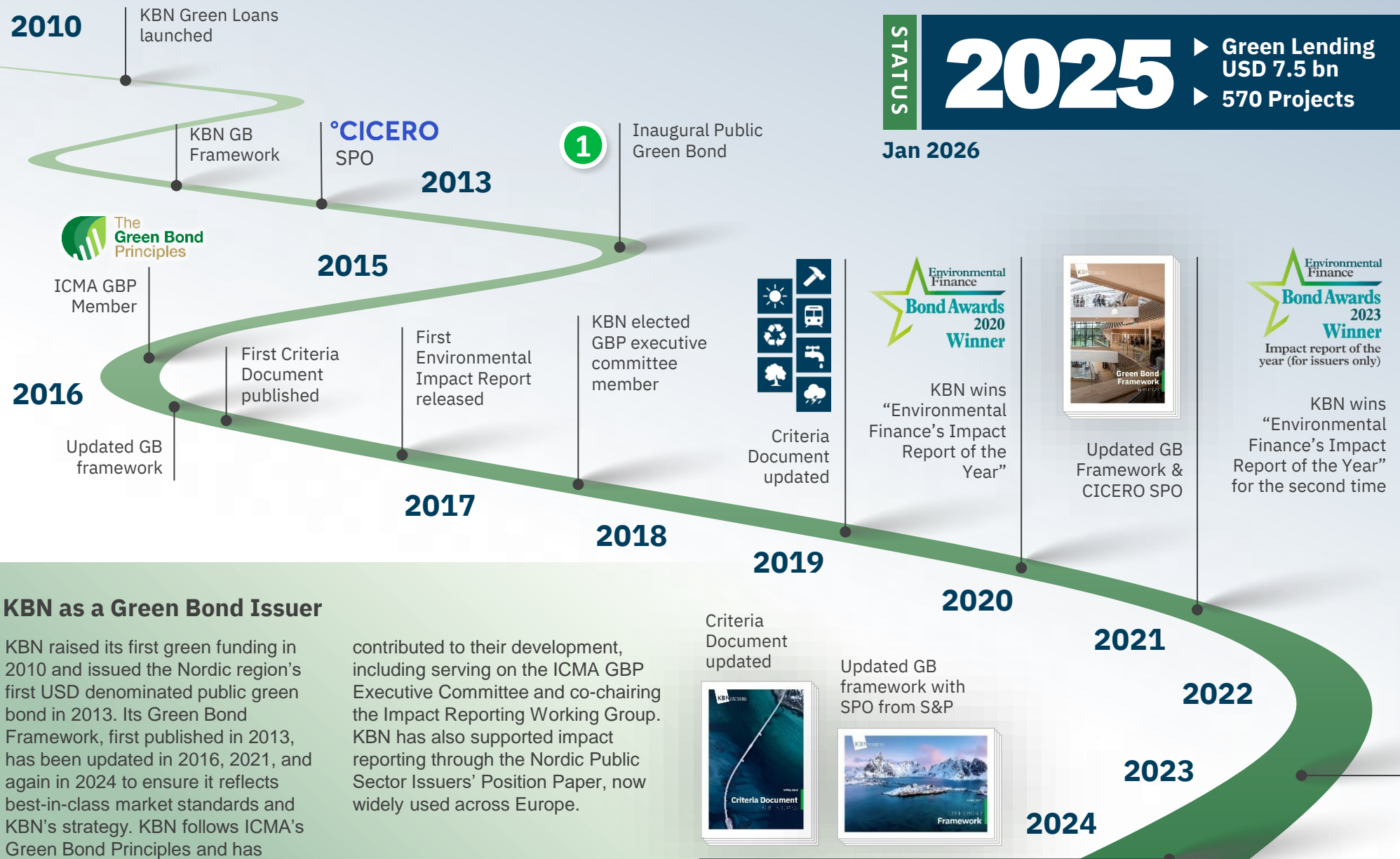
ICMA Green Bond Principles
<https://www.icmagroup.org/green-social-and-sustainability-bonds/green-bond-principles-gbp/>

NOTICE

The information and statements contained herein are general, and shall not be construed as advice on financial, legal, tax or other matters. Further, the information and statements shall not be interpreted or construed as an offer, advice or recommendation to subscribe, purchase, sell or any other form of trade in securities or other financial instruments, including financial instruments issued by Kommunalbanken. Kommunalbanken shall not be liable for any loss of profit, loss of revenue or any other direct, indirect or consequential loss arising out of any use of the information provided herein.

ANNEXES KBN GREEN BONDS

The history of KBN's green strategy



KBN Green Bond Framework 2024

KBN's April 2024 Green Bond Framework replaces our 2021 Framework. All proceeds from bonds and taps dated after the update will be allocated to projects in line with the new Framework.

- ✓ Reinforces Green Finance as a strategic priority for KBN
- ✓ All new projects must be aligned with 2024 version of KBN's Green Loan eligibility criteria, guided by KBN's external Green Expert Committee
- ✓ Places greater emphasis on nature and climate related risks
- ✓ Annual third party review of asset selection process and allocation



S&P Second Party Opinion

Overall Shades of Green Assessment:

“Based on the project category shades of green detailed below, and considering the environmental ambitions reflected in the issuer’s green bond framework, we assess the framework as **Medium green**.”

S&P Global
Ratings

**Medium
green**

“Activities that represent significant steps towards a low-carbon climate resilient future but will require further improvements to be long-term low-carbon climate resilient solutions.”

S&P’s Second Party Opinion of KBN’S Green Project Categories

| | |
|---|---|
| Buildings |  Medium to Light Green |
| Renewable Energy |  Dark to Medium Green |
| Transportation |  Dark Green |
| Waste and Circular Economy |  Dark to Medium Green |
| Water and Wastewater Management |  Medium Green |
| Land Use and Area Development Projects |  Medium to Light Green |
| Climate Change Adaptation |  Dark to Medium Green |

KBN's Green Bonds Finance Green Loans

All proceeds from KBN's Green Bonds are allocated to Green Loans for investments within seven categories.



BUILDINGS

Buildings contributing to lower energy use and/or sustainable use of materials.



WASTE AND CIRCULAR ECONOMY

Measures that help minimize waste, increase reuse, recycling and improve energy recovery



RENEWABLE ENERGY

Facilitating the use of renewable energy sources.



WATER AND WASTEWATER MANAGEMENT

Water and wastewater investments with a climate and environmental profile




TRANSPORTATION

Transport solutions with minimal or zero emissions



LAND USE AND AREA DEVELOPMENT PROJECTS





Projects contributing to safe, inclusive and sustainable areas and healthy ecosystems.



CLIMATE CHANGE ADAPTATION

Measures making local communities better equipped to withstand current and future climate change and reduce physical climate risk.

Eligibility criteria defined in separate Criteria Document

| 2.1 RENEWABLE ENERGY PRODUCTION | DOCUMENTATION REQUIRED  |
|--|--|
| 2.1.1 Renewable energy production Applies to the following: <ul style="list-style-type: none"> a) Biogas plants b) Geothermal wells c) Solar panels or solar thermal collectors d) Locally sourced pellet or wood chip for heating systems (timber). Whole timber as fuel is not eligible. e) Heat pumps f) Other renewable energy sources <p>➔ For renewable energy production in buildings - see the Buildings category.</p> | <ul style="list-style-type: none"> ▪ Expected annual energy production (kWh/year) ▪ If a) Plan for monitoring and contingency of methane leakage ▪ If d) If raw material usage: PEFC/ FSC certification |
| 2.2 ENERGY STORAGE | DOCUMENTATION REQUIRED  |
| 2.2.1 Energy storage in connection with energy production facilities Storage of locally generated energy using one of the following methods <ul style="list-style-type: none"> a) Electrical storage, e.g. batteries, b) Thermal storage c) Storage as green hydrogen <p>➔ For the installation of renewable energy storage in buildings - see the Buildings category.</p> | <ul style="list-style-type: none"> ▪ Expected storage capacity (kWh) ▪ If c) Plan for monitoring and contingency of leakage |
| 2.3 ENERGY INFRASTRUCTURE | DOCUMENTATION REQUIRED  |
| 2.3.1 Network capacity Municipalities' contribution to constructing or upgrading the network's capacity, e.g. a construction contribution. | <ul style="list-style-type: none"> ▪ Expected increase in capacity (kWh) |
| 2.3.2 District heating/cooling A production plant or distribution network for district heating or cooling. The plant must use renewable energy sources for both base and peak loads. Use of electricity to meet peak loads is acceptable. Energy from waste incineration will not be considered eligible. Surplus heat/cold generated by other processes is considered a renewable source if the input is renewable. The use of mineral-based emergency fuels can only be approved for clearly defined emergency situations. | <ul style="list-style-type: none"> ▪ Expected increase in capacity (kWh) ▪ Expected distribution between energy sources (%) |
| ➔ For the installation of charging stations for electric vehicles - see the Transportation category. | |
| 2.4 OTHER | DOCUMENTATION REQUIRED  |
| Projects that are highly innovative and solutions that are not yet well known in the market can qualify under "Other". Documentation that demonstrates that the project has a significant climate or environmental impact must be provided. We will assess projects based on the documentation provided. | <ul style="list-style-type: none"> ▪ Project description |



Eligible project categories are described in the Green Bond Framework and further defined in the Criteria document for Green Loans



The criteria document is intended to mirror developments in technology, official regulations and best practice, ensuring investments financed with KBN's Green Loans are always at the forefront.



The Criteria Document is assessed annually by KBN's Green Expert Committee consisting of external experts in fields such as clean energy and transport, sustainable buildings, and representatives from the local government sector.



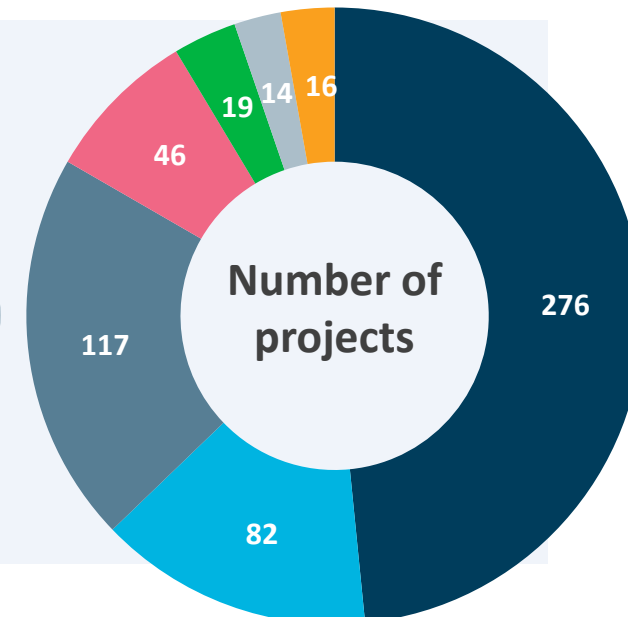
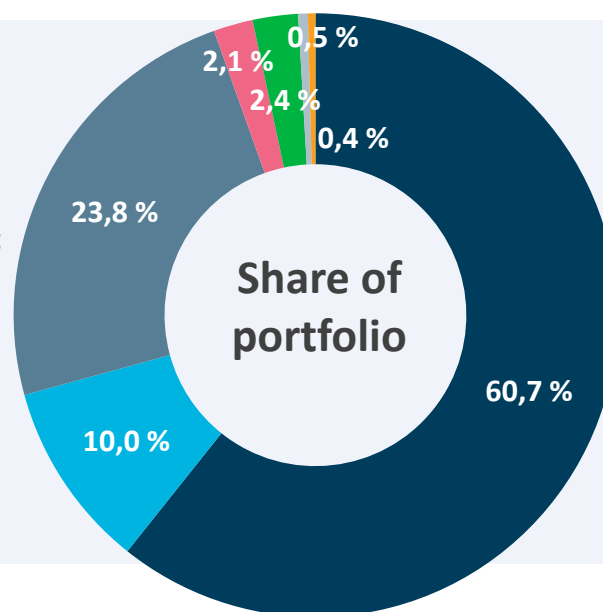
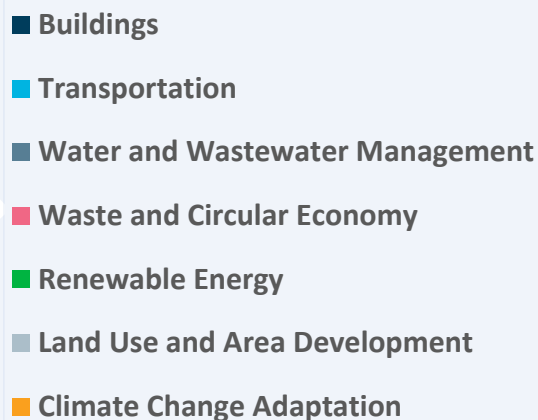
[Criteria Document for Green Loans \(pdf\)](#)



Green Lending Portfolio

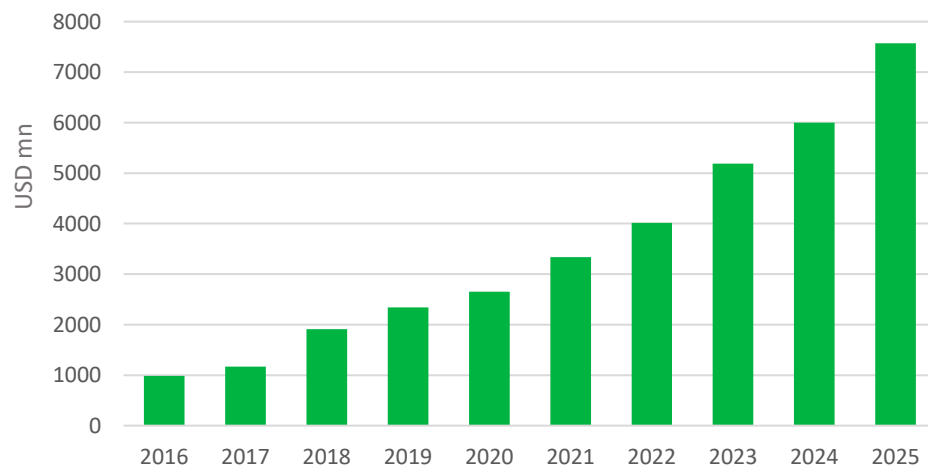
GREEN LOANS OUTSTANDING
USD 7.5 BN*

KBN has offered reduced-rate green loans for investments that contribute to solving the climate challenges of the future since 2010.



KBN GREEN LOANS

Accumulative Lending : 2016 – 2025



The demand for green loans has risen substantially the last few years, mirroring the increased interest for green bonds.

By the end of 2025, Green Lending accounted for 20% of KBN's total outstanding lending.

*USDNOK = 10

Contributing to a low-carbon society

KBN's discounted Green Loans finance investments that contribute to a low-carbon climate resilient future.

Green loans are not awarded to any investments in fossil fuels or other non-renewable energy sources, unless it is strictly for emergency back-up only.



✓ All transportation projects shall be strictly fossil-free
Sustainably produced bio fuels such as biogas from waste decomposition is allowed.

✓ All energy production shall be based on renewable sources

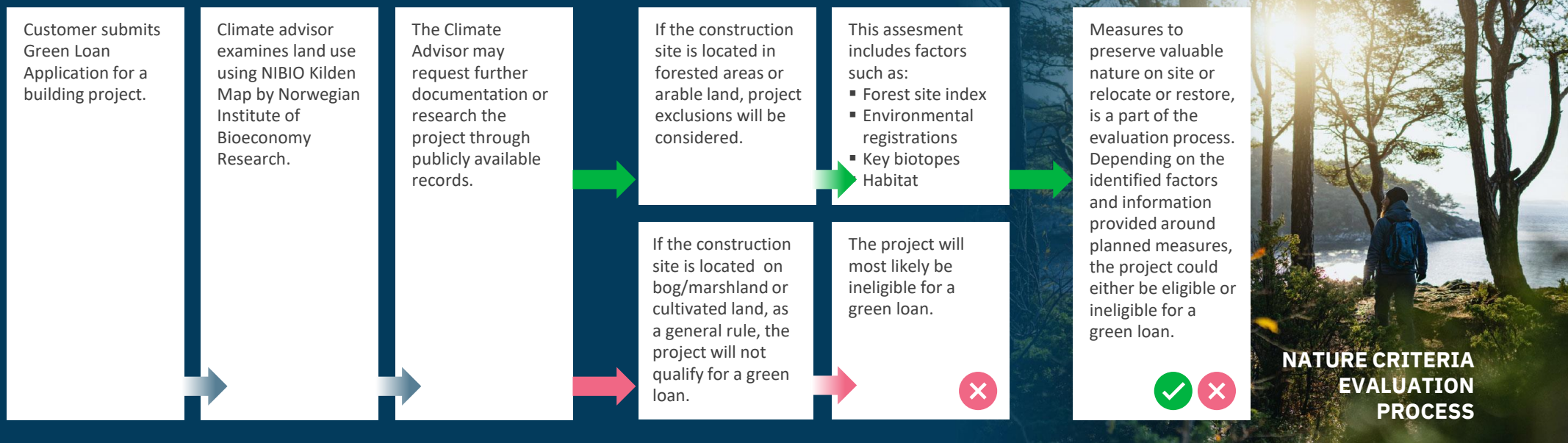
✓ For buildings, no oil-based or other fossil-based heating is allowed

✓ District heating systems, ships and ferries may use fossil fuel only as a back-up solution



New criteria address negative impact of land use changes

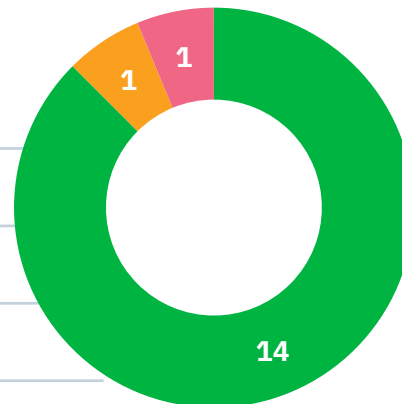
As of April 2024, KBN's updated green loan criteria may disqualify building projects based on land-use changes. Projects that involve building on certain types of nature may disqualify a project from receiving a green loan, even if they meet the technical building criteria.



Results of land use changes in eligible projects

After introducing new criteria in April of 2024, we have approved 16 new green projects in the buildings category:

- Project on pre-developed sites
— No negative onsite nature impact
- New construction on forestland
— Slightly negative nature impact
- Pre-developed site was extended onto vacant land
— Uncertain effect



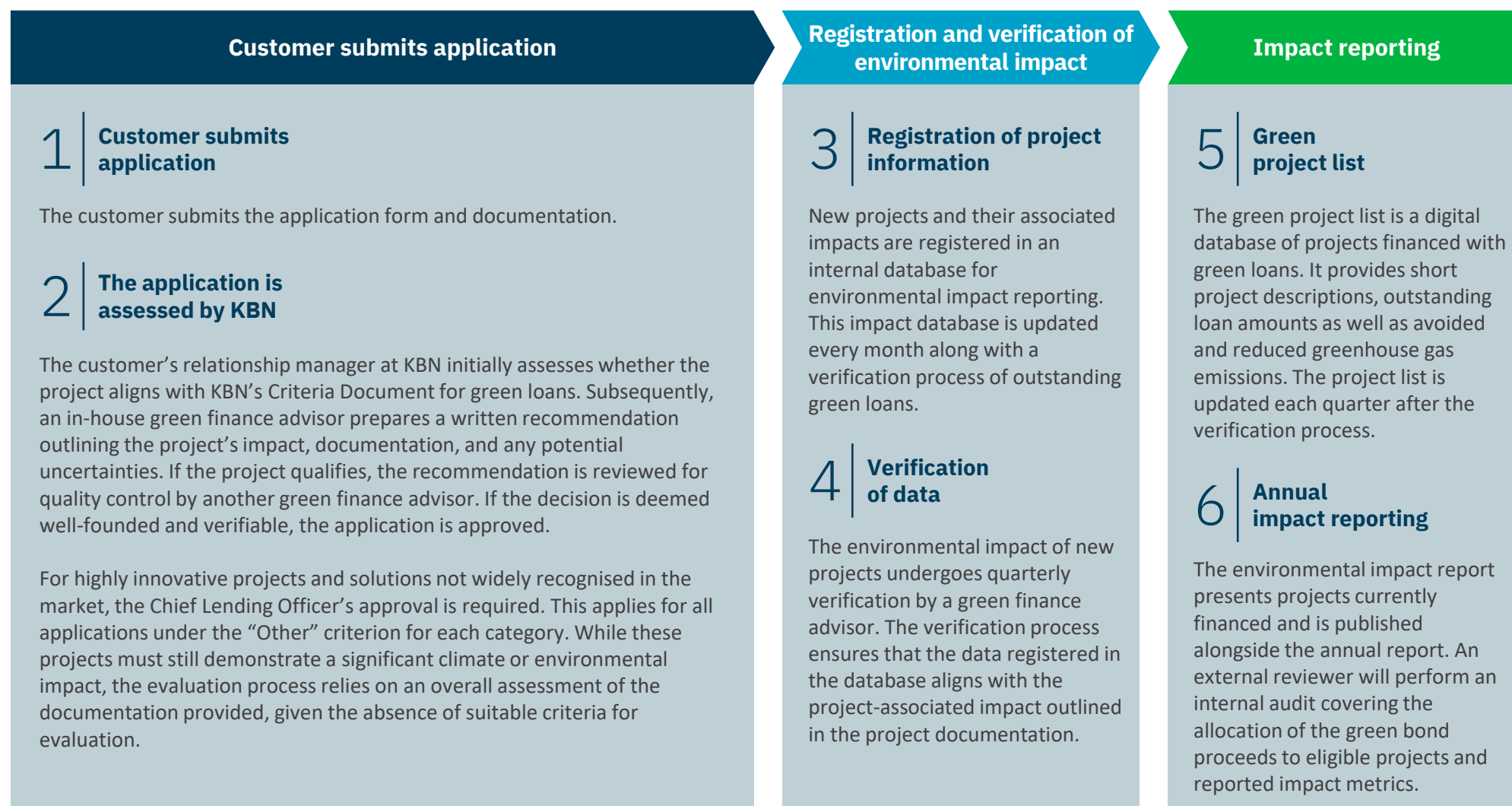
Project rejections

In 2024, three projects were declined due to nature risk considerations.

- Rejected: One project planned on grazing land
- Rejected: One project planned on swamp forest and forest of low site index
- Rejected: One project planned on forest of high site index

Selection and evaluation of eligible projects

KBN has designed and implemented a process to ensure that only projects aligned with the Criteria Document outlined above will be selected as Eligible Assets and Projects for its Green Bond issuance.



KBN Impact Reporting

The central principles of our environmental impact reporting are:

- Reports include information at the project level, category level and portfolio level. Reported impact relates to the proportion of the project we financed.
- We report the expected impact of projects (ex ante) and may in the future report actual impact (ex post).
- Reporting is centred around the net benefit of each project relative either to the situation prior to the project's completion or to a reference scenario, as appropriate. As reference scenarios we use the relevant regulatory requirements.
- We have established quantitative indicators for each project category and provide this data for each project whenever feasible.
- Additionally, we offer a qualitative description of the impact for each project. While we strive to quantify the impacts of all projects, certain projects currently yield positive environmental outcomes but lack clear metrics or adequate reference points for comparison. Consequently, the total impact reported may underestimate the actual impact.
- Our reporting is limited to emissions and emissions reductions that fall under Scopes 1 and 2*
- Electricity consumption is converted to greenhouse gas emissions using the grid factor for Norway as calculated by The Norwegian Water Resources and Energy Directorate (NVE). The factor applied is 15 grams of CO₂e per kilowatt hour.
- We report which of the UN's Sustainable Development Goals and which of the EU's six environmental objectives the various project categories help to achieve.
- KBN also supplements its Impact Report with data on the environmental impact of its green bonds in a investor-friendly spreadsheet.

KBN contributed to "Nordic Public Sector Issuers: Position Paper on Green Bonds Impact Reporting", which KBN uses as the basis for its environmental impact reporting.



[NPSI Position Paper on Green Bonds Impact Reporting 2024](#)



[2024 KBN Impact Report](#)

KBN Norway's impact reporting is conducted according to the principles and methodology presented in the Position Paper on Green Bonds Impact Reporting

* Defined by the Greenhouse Gas Protocol as direct emissions from projects (Scope 1) and indirect emissions from the production of electricity and/or district heating used in projects (Scope 2).

Impact Report 2024

All the funding raised by KBN's green bond issues is used exclusively for lending to customers as green loans. This report presents the projects financed by KBN's green bonds. The map shows the geographic location of these.



49 447 MWh energy reduced and avoided annually

13 288 tonnes of CO₂e reduced and avoided annually

130 988 MWh renewable energy produced annually

537

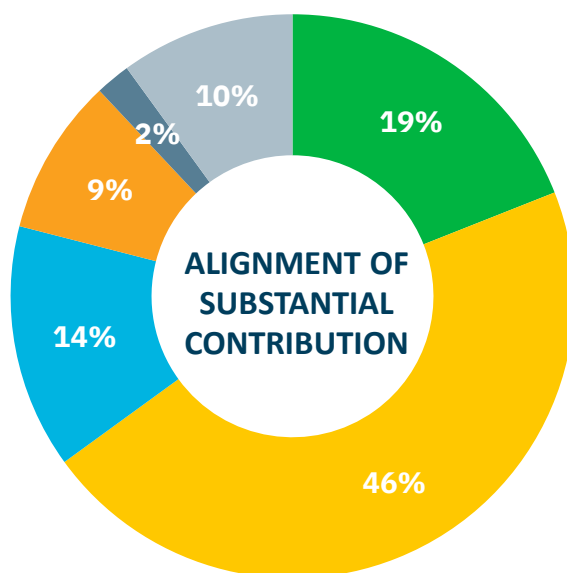
Projects
in total

65

New projects
in 2024

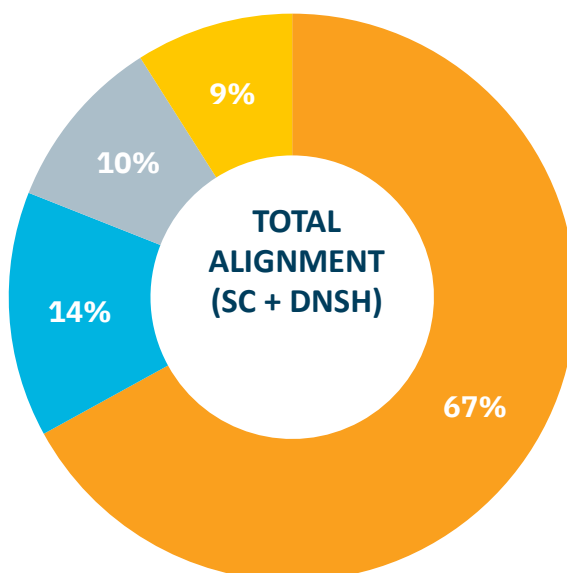
Voluntary Taxonomy Alignment Assessment

KBN has for several years performed an analysis of how eligibility criteria for green loans align with the EU Taxonomy.




Taxonomy alignment self-assessment of the entire green project portfolio.

| | |
|--|--------------------------------|
| ■ | ALIGNED |
| ■ | PARTLY ALIGNED |
| ■ | LIKELY NOT ALIGNED |
| ■ | NOT ELIGIBLE |
| ■ | COULD NOT BE ASSESSED |
| ■ | PROJECTS ASSESSED INDIVIDUALLY |



- 65% of KBN's portfolio is identified as either aligned or partly aligned with the Substantial Contribution (SC) criteria of the taxonomy. Project types include measures to improve the energy efficiency of buildings, low-carbon public land and maritime transportation, installation of solar energy equipment and new low-energy buildings.
- The significant proportion of partly aligned projects is primarily attributed to criterion 1.2.1: New low-energy buildings larger than 5000 m². We consider the criteria for energy performance to be met, a determination facilitated by a Norwegian nZEB (nearly zero-emission building) definition published by Norwegian authorities in 2023. Air-tightness is also deemed to be fulfilled, but there is insufficient information available to assess whether the criteria regarding the life cycle Global



[Download full mapping \(Excel\)](#)

Warming Potential (GWP) are met for all projects larger than 5,000 m².

- While we identify numerous criteria to be aligned or likely aligned with the SC criteria, there is no full alignment with both SC and Do Not Significantly Harm (DNSH) criteria. This primarily stems from the fact that extensive risk, water, and biodiversity assessments, as referred to in most DNSH criteria, are typically not conducted for smaller scale projects within the Norwegian local government sector. The absence of full alignment with SC and DNSH criteria across all project types underscores the complexity of the taxonomy and its documentation requirements, and that the market for taxonomy-compliant projects is still in its early stages in Norway.

Refinancing and the age of projects

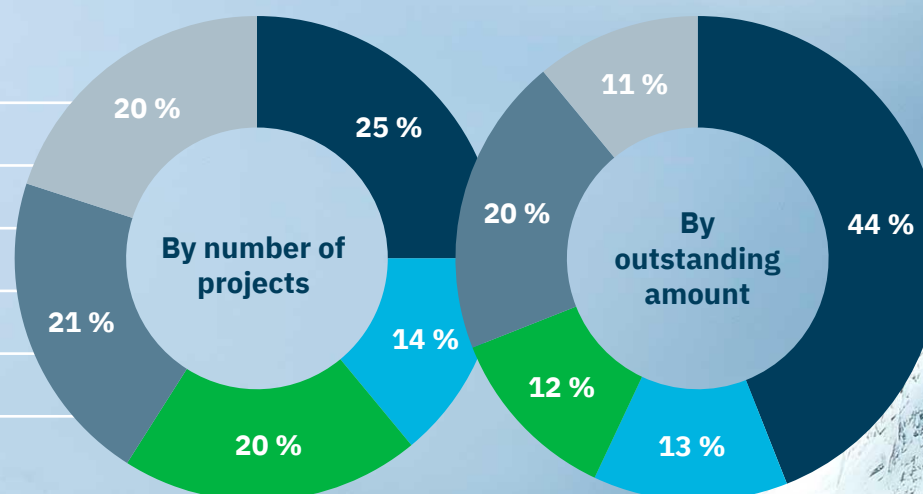
There are various definitions of refinancing, and the table shows how the portfolio compares against some of these. The charts show the portfolio by the physical age of the projects.

KBN's green loans primarily aim to finance new green projects. Generally, green loans are not awarded to projects completed more than twelve months prior to the application date. However, upon maturity of existing green loans, they may

be refinanced within the economic lifetime of the project. In such cases, projects undergo reassessment against the latest Criteria Document for green loans.

PROJECTS BY COMPLETION

- 2024 or future date
- 2023
- 2021-2022
- 2019-2020
- 2018 or older

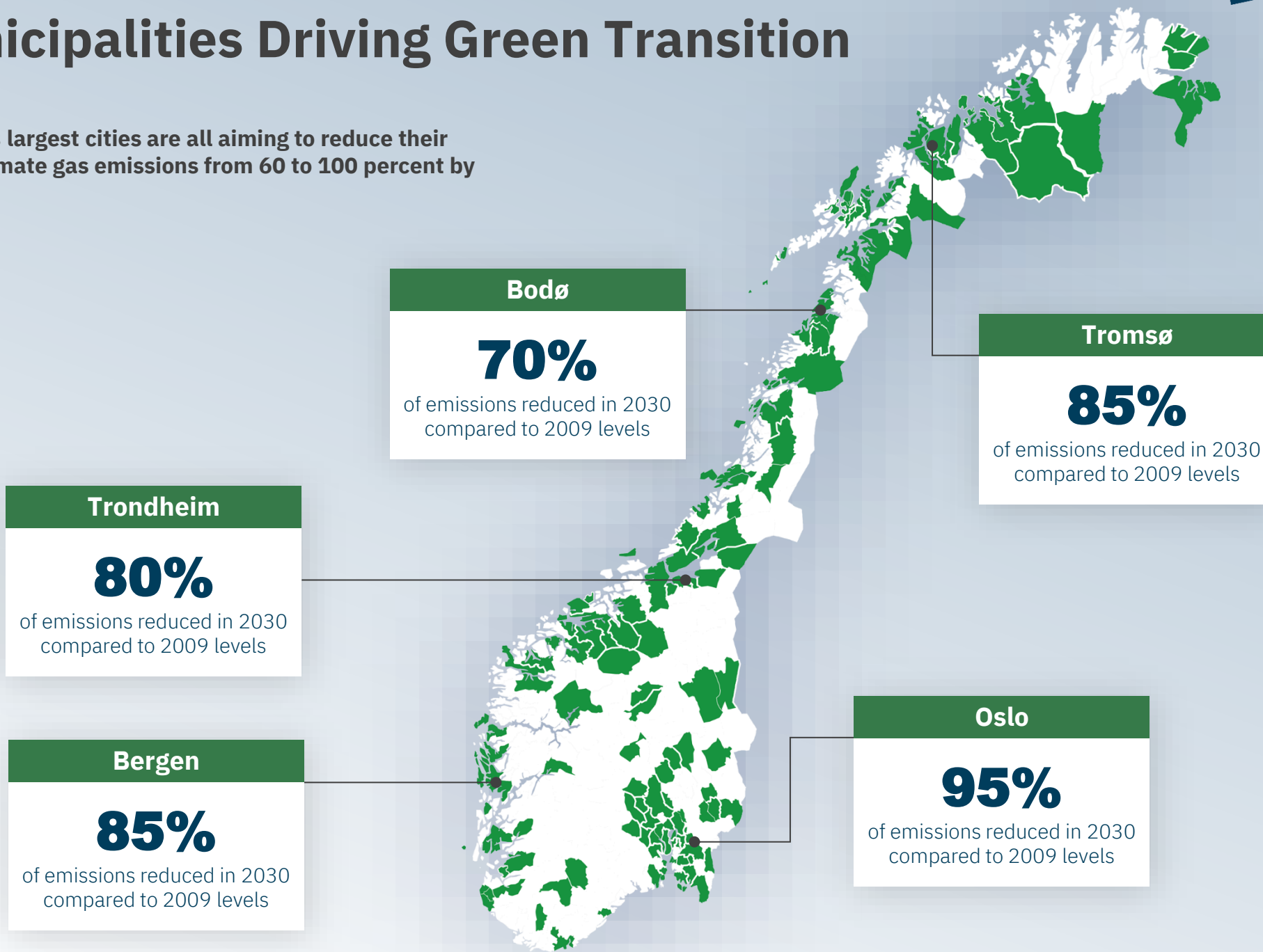


| Source | Definition | Share of KBN's green portfolio |
|---------------------------------|--|--------------------------------|
| Loans refinanced after maturity | Share of outstanding loans refinanced after maturity | 2.5% |
| EU Green Bond Standard | Share of financing (allocated amount to projects financed after bond issuance) | 0% |
| | Share of refinancing (allocated amount to projects financed before bond issuance) ¹ | 100% |
| Nordic Position Paper | Share of outstanding loans granted during the reporting year | 11% |
| | Share of outstanding loans granted prior to the reporting year | 89% |

¹) As described in KBN's Green Bond Framework, we generally seek to qualify eligible projects prior to our green bond issuances, so that investors are clearly informed about the use of proceeds.

Municipalities Driving Green Transition

Norway's largest cities are all aiming to reduce their direct climate gas emissions from 60 to 100 percent by 2030.



Prime ESG Ratings

- KBN has received prime ESG ratings from the leading ESG rating agencies, reflecting KBNs continuous work with both Environmental, Social and Governance related issues.
- More than 15% of the total lending portfolio consists of Green Loans, which offer favorable interest rates to climate- and environmental-friendly projects financed by the municipalities.
- KBN has a low risk of experiencing material financial impacts from ESG factors, due to low exposure to material ESG issues.
- KBN has received high transparency level from ISS ESG, reflecting the institution's efforts to disclose relevant information related to ESG factors.
- The institution has set up a robust system for business ethics compliance.



Our research indicates the company continues to lead peers in most ESG parameters.

– MSCI



ESG Rating

AA

On a scale from
AAA to CCC

Leader

A company leading its industry in
managing the most significant ESG
risks and opportunities.



ESG Rating

C+

On a scale from
D- to A+

Prime

Awarded to companies with an ESG
performance above the sector-specific
Prime threshold.

Project Examples 2024

School renovation aiming for net-zero emissions.



New energy center supply secondary school



Expansion of Bergen Light Rail.




Wastewater system upgrade improves water quality.



Upgrade of artificial turf field to eliminate plastic debris



Relocation of water treatment plant to mitigate climate risk.



Enhanced quay facility supports carbon capture project

CASE



BUILDINGS

School renovation aiming for net-zero emissions

■ ■ Trondheim Cathedral School has buildings dating back to the 1920s and is now undergoing a major renovation. The project includes three existing buildings and two new ones, with a strong focus on reusing construction materials.

Wood will be the primary structural material, and all concrete used will be low-carbon, classified as A, plus, or extreme. The new buildings will have an energy demand 35% lower than regulatory requirements, and solar panels will be installed to generate over 100 000 kWh annually.

A battery system will also be implemented for energy storage. The goal is to achieve net-zero emissions in building operations. Additionally, the construction site will be emission-free, saving 108 000 liters of diesel.

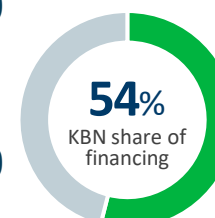
Project period: 2023-2025

Trøndelag county authority



Total cost:
691 800
(1000 NOK)

Green loan outstanding:
377 000
(1000 NOK)



CASE



RENEWABLE ENERGY

New energy center supplying secondary school

■ ■ Hustadvika municipality establishes a new energy center with energy wells and heat pumps. The center will provide heating for Fræna secondary school, including a swimming pool. The average heating consumption over the past four years at the school has been 760 000 kWh, which will now be covered primarily with locally produced energy.

Project period: 2023-2024

**Hustadvika
municipality**

Total cost:
15 400
(1000 NOK)

Green loan
outstanding:
12 340
(1000 NOK)

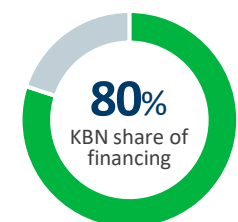


Photo: Adobe Stock



CASE



TRANSPORTATION

Expansion of the Bergen Light Rail

■ Ferde AS is expanding the Bergen Light Rail by approximately 39 km. The project includes construction, upgrades, and maintenance of tracks, stations, stops, and related systems. The Bergen Light Rail system provides smart and sustainable public transport for Bergen's residents running on 100% certified renewable energy, and with about 24 million passenger trips yearly.

Note: The Bergen Light Rail was part of KBN's green loan portfolio from 2014 to 2020 until the loan was terminated. The ongoing expansion with new routes is considered a new project in our green loan portfolio, as it meets our requirements set out in our Green Bond Framework (April 2024) and criteria for green lending. Since the previous loan was terminated it is also registered as a refinanced project.

Project period: 2010-2037

Ferde AS

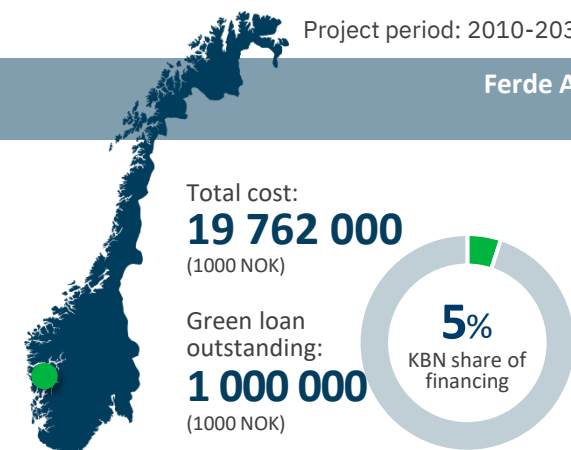


Photo: Ivar Dealand Ase / Byggen Utbygging

CASE



WASTE AND CIRCULAR ECONOMY

Enhanced quay facility supports carbon capture project

■ Grenland Havn IKS has upgraded their quay facility to ensure that liquid CO₂ from carbon capture at a nearby cement factory can be loaded onto ships and transported by sea. The infrastructure at the terminal ensures the efficient transport of CO₂ to permanent storage sites, which is essential for the implementation of the carbon capture project at the cement factory. The upgrade also includes the installation of charging stations for shore power.

Project period: 2022-2024

Grenland Havn IKS

Total cost:
50 000
(1000 NOK)

Green loan
outstanding:
38 875
(1000 NOK)

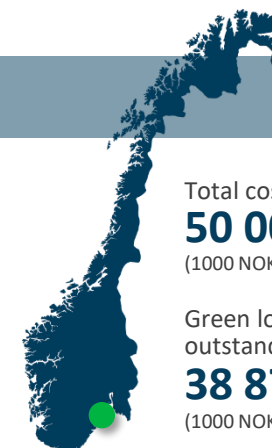
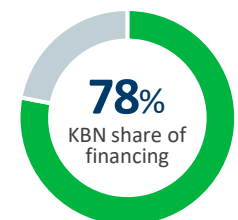


Photo: Grenland Havn IKS



CASE



WATER AND WASTEWATER MANAGEMENT

Wastewater system upgrade improves water quality

■ ■ Vågan municipality is upgrading the sewage system around Garsosen to collect wastewater from approximately 700 people into the municipal sewer network.

The existing combined sewer system has been replaced with separate systems for wastewater and stormwater, eliminating previously untreated discharges. New water pipes are also being installed in the same trench as the sewer lines.

The project has significantly improved water quality, with samples from four locations now showing good results. The area has become a suitable spot for swimming and recreation, greatly benefiting the local community.

Project period: 2020 -2024

Vågan municipality



Total cost:
50 000
(1000 NOK)

Green loan
outstanding:
40 000
(1000 NOK)

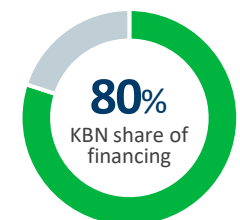


Photo: Azora Reinhold, Lofiposten



CASE



LAND USE AND AREA DEVELOPMENT PROJECTS

Upgrade of artificial turf field to eliminate plastic debris

■ Vega municipality upgrades Gladstad artificial turf field to eliminate plastic debris. The previous artificial turf used regular plastic granulate, causing plastic pollution because there was no system in place to collect the plastic - a common issue with most artificial turf fields.

To address this, Vega is replacing the 5 959 m² field with a “non-infill” artificial turf designed to simulate the qualities of natural grass. The new turf uses specific yarn combinations to provide a soft surface and ensures durability, player comfort and minimising maintenance.

Project period: 2024

Vega municipality



Total cost:

6 620

(1000 NOK)

Green loan
outstanding:**2 250**

(1000 NOK)

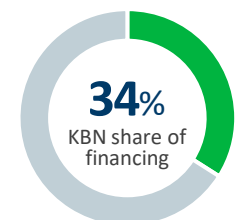


Photo: Illustration, iStock

CASE



CLIMATE CHANGE ADAPTATION

Relocation of water treatment plant to mitigate climate risk

■ ■ The new Granli water treatment plant replaces an older facility built in the late 1960s facing several challenges, including its vulnerability to flooding and the increasing demand related to future capacity requirements. In 1995, the plant was exposed to what's considered a 200-year flood, and after preventative measures, the facility was still exposed to climate risk.

The new plant represents a significant upgrade over the existing infrastructure by focusing on safety, capacity, modern design, and climate change preparedness. The plant is also re-located to a location that is less vulnerable to flooding and is considered to be a long-term solution adapting to future climate changes.

Project period: 2019-2024

GIVAS IKS



Total cost:
89 700
(1000 NOK)

Green loan outstanding:
7 272
(1000 NOK)

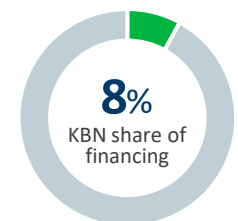


Photo: GIVAS IKS

KBN FINANCIALS AND OPERATIONS

Financial Highlights

| (Amounts in NOK 1 000 000) | 3rd quarter 2025 | January - September 2025 | 3rd quarter 2024 | January - September 2024 | 2024 |
|---|---------------------|--------------------------------|---------------------|--------------------------------|----------------|
| RESULTS | | | | | |
| Net interest income | 588 | 1 709 | 595 | 1 699 | 2 253 |
| Core earnings ¹ | 308 | 905 | 345 | 984 | 1 276 |
| Profit after tax | 445 | 1 261 | 310 | 1 194 | 1 474 |
| Cost/income ratio (percent) ² | 19.5 % | 19.6 % | 16.6 % | 16.7 % | 17.1 % |
| Return on equity after tax ³ | 9.1 % | 8.3 % | 6.2 % | 8.0 % | 7.4 % |
| Return on equity after tax (core earnings) ⁴ | 6.9 % | 6.6 % | 7.9 % | 7.3 % | 7.2 % |
| Return on assets after tax ⁵ | 0.3 % | 0.3 % | 0.2 % | 0.3 % | 0.3 % |
| LOANS TO CUSTOMERS | | | | | |
| New disbursements | 5 964 | 30 368 | 11 453 | 30 378 | 46 692 |
| Aggregate loans to customers ⁶ | 373 131 | 373 131 | 364 727 | 364 727 | 369 859 |
| Aggregate customer financing ⁷ | 380 135 | 380 135 | 368 625 | 368 625 | 375 356 |
| 12 month lending growth in percent ⁸ | 2.3 % | 2.3 % | 6.9 % | 6.9 % | 4.5 % |
| 12 month aggregate financing growth in percent ⁹ | 3.1 % | 3.1 % | 8.1 % | 8.1 % | 6.0 % |
| Green loans to customers ¹⁰ | 74 255 | 74 255 | 59 894 | 59 894 | 65 969 |
| Share of green loans in lending portfolio | 21% | 21% | 17.1 % | 17.1 % | 19% |
| Share of municipalities with green loans ¹¹ | 45% | 45% | 41.1 % | 41.1 % | 44% |
| LIQUIDITY PORTFOLIO⁶ | 115 016 | 115 016 | 128 078 | 128 078 | 139 954 |
| DEBT SECURITIES ISSUED | | | | | |
| New long-term debt securities issued | 11 058 | 113 840 | 21 263 | 82 843 | 91 909 |
| Aggregate debt securities issued ⁶ | 482 145 | 482 145 | 457 205 | 457 205 | 481 504 |
| TOTAL ASSETS | 533 579 | 533 579 | 536 070 | 536 070 | 567 644 |
| EQUITY | | | | | |
| Equity | 22 433 | 22 433 | 21 863 | 21 863 | 22 075 |
| Common equity Tier 1 capital adequacy ratio | 18.4 % | 18.4 % | 18.2 % | 18.2 % | 18.1 % |
| Leverage ratio | 4.2 % | 4.2 % | 4.0 % | 4.0 % | 3.9 % |
| LIQUIDITY COVERAGE RATIO (LCR)¹² | | | | | |
| Total | 277% | 277% | 215% | 215% | 236% |
| NOK | 78% | 78% | 93% | 93% | 97% |
| EUR | 559% | 559% | 219% | 219% | 261% |
| USD | 241% | 241% | 189% | 189% | 334% |
| OTHER KEY FIGURES | | | | | |
| Market share excl. Husbanken ¹³ | 48.3 % | 48.3 % | 50.0 % | 50.0 % | 49.4 % |
| Market share overall financing of customers excl. Husbanken ¹⁴ | 49.6 % | 49.6 % | 50.6 % | 50.6 % | 50.2 % |
| Percentage of women employed in KBN | 34% | 34% | 34% | 34% | 33% |
| Emissions in tons CO ₂ equivalents ¹⁵ | 13.1 | 32.6 | 17.7 | 69.9 | 82.5 |

Footnotes

- Profit after tax adjusted for net unrealised gain/(loss) on financial instruments (in accordance with note 2) adjusted for estimated tax at 25% tax rate, and adjusted for Portion allocated to owners of additional Tier 1 capital. This result measure is included to give relevant information about the company's underlying operations.
- Operating expenses as a percentage of sum Net interest income and Total other operating income adjusted for Net unrealised gain/(loss) on financial instruments (in accordance with note 2).
- Share of the Profit for the year allocated to shareholders as a percentage of average equity (annualized). Average equity is calculated based on monthly equity, not including Profit for the year, less dividends from the time the dividends are paid out, as well as addition or reduction of the company's share capital during the year.
- Core earnings as a percentage of average equity (annualized).
- Share of Profit for the year allocated to shareholders as a percentage of average assets (annualized). Average assets are calculated based on monthly assets.
- Principal amounts.
- Principal amounts. Aggregate customer financing is the sum of KBN's lending portfolio and KBN's portfolio of municipal bonds in the liquidity portfolio, which are included as a part of KBN's financing of customers.
- 12-month lending growth based on aggregate loans to customers (principal amounts).
- 12-month growth based on aggregate customer financing (principal amount).
- Aggregate green loans to customers financed by green bonds. In addition, the bank has a smaller portfolio of green loans to customers that were given before or that does not qualify after the criteria in Green bond framework published in 2016. These loans are no longer financed with green bonds. Total aggregate green loans to customers are NOK 75.5 billion.
- Percentage of municipalities in KBN's lending portfolio with green loans, based on total aggregate green loans to customers.
- Liquidity coverage ratio (LCR) is a measure for the regulatory liquidity reserve. LCR is defined as liquid assets as a percentage of net payments in a given stress period of 30 days.
- KBN's market share based on total loans to customers of sector code 6500 divided by total lending to the same sector, based on Statistics Norway's K2 reporting. Lending from Husbanken is not included as KBN does not compete for these loans.
- KBN's market share based on total customer financing of sector code 6500 divided by total lending to the same sector, based on Statistics Norway's K2 reporting. Lending from Husbanken is not included as KBN does not compete for these loans. Report for 3rd quarter 2025 | Key figures 5
- KBN's climate accounting is based on the Greenhouse Gas Protocol Corporate Standard. Own emissions consist of calculations within scope 1 and scope 2 in this climate statement, as well as indirect emissions in scope 3 from waste management and travel activities. See also the overview and description of alternative performance measures published on kbn.com



Further information

on KBN's finances are available in the Annual Report and Quarterly Funding Updates, which are available online at:



[Financial Reports](#)



KBN's Loan Approval Process and Principles

Annual Budget Preparations

Clients set up an annual investment plan defining investments and funding needs. The plan is approved by the Municipal board

Internal Review

KBN's credit committee perform an annual credit review of all counties/municipalities based on quantitative and qualitative factors across several key parameters:

- Profit margins over the past two years
- Debt burden and use of short-term debt
- Percentage of cash flow focused on debt servicing
- Available liquidity
- Presence on the ROBEK list

The credit process culminates in a traffic light ranking system ranging from green to red for all clients. KBN Board receives a report on all result.

Loan Process

Loan application is assessed against the credit review, loan purpose and financial sustainability of the project before approval.

The KOSTRA Registry

Since 1997, local and regional governments have been required by law to register statistics on budget, financial activities and public services in the KOSTRA (Municipality-State-Register) database. This registry is managed by Statistics Norway and provides key inputs for KBN's credit risk management models.

Central
Government
Control and
Oversight
Leads to...



...Disciplined
and Prudent
Financial
Management at
both clients
and KBN

The ROBEK List

The Register for Governmental Approval of Financial Obligations (ROBEK) is a government register of municipalities and counties who have not submitted a balanced budget. Entities on the list must have any new debt contracts approved by the state representative Fylkesmann in order to be valid. They earn a KBN yellow light.

Framework for Local Government debt:

County and local government debt management are monitored by the Norwegian Ministry of Local Government and Regional Development. Financial report/accounting must be registered in the KOSTRA registry, ensuring transparency of operating activities.

Because the Norwegian legal statute Article §55 states that no county or municipality may go bankrupt, the Ministry provides technical assistance on budgeting and debt management.


In accordance with the new municipal act in effect from 2020 all local governments will be required to implement financial target numbers for cost control and financial management to eliminate material financial risk.

KBN's Traffic Lights for Client Loan Requests




GREEN

Clients in strong financial health; approvals given on a timely basis.




YELLOW

Additional due diligence is undertaken by CRM prior to approval



ORANGE

More detailed analysis is required to consider debt sustainability and the soundness of the client's finances and management strategies. Requires CEO approval.



RED

Approvals require a Board vote *and government agreement*

KBN Improving the Sector's Debt Management

- KBN's work to improve debt management capacity - via the KBN School – is starting to show results. In 2016, the School launched a debt management system known as KBN Finans, a web-based tool that helps clients with analysis and reporting relating to their loans and interest rate fixings.
- KBN Finans helps customers evaluate their own borrowing position and exposure to financial risk. Since starting this training, the financial quality and debt sustainability of local and regional governments has improved.


KBNskolen

KBN Finans

Disclaimer

This presentation has been prepared by and is the sole responsibility of Kommunalbanken AS. It has not been reviewed, approved or endorsed by any arranger or dealer retained by Kommunalbanken AS. This presentation is provided for information purposes only. The contents of this presentation do not constitute or form part of an offer to sell or issue or any solicitation of any offer to purchase or subscribe for any securities for sale in any jurisdiction. Any offering of any security or other financial instrument that may be related to the subject matter of this presentation (a "security") will be made pursuant to separate and distinct final prospectus (a "Prospectus") and in such case the information contained herein will be superseded in its entirety by any such Prospectus. In addition, because this presentation is a summary only, it may not contain all material terms and this presentation in and of itself should not form the basis for any investment decision. The recipient should consult the Prospectus, a copy of which may be available from an arranger or dealer, for more complete information about any proposed offer of any security. Any purchase of any security must be made solely on the basis of the information contained in the Prospectus.

Nothing in this presentation shall constitute an offer of securities for sale in the United States. The securities referred to in this presentation (if any) have not been registered under the U.S. Securities Act of 1933, as amended (the "Securities Act"), and may not be offered or sold in the United States absent registration or an exemption from registration under the Securities Act. There will be no public offering of the securities in the United States.

The information and opinions herein are believed to be reliable and have been obtained from sources believed to be reliable, but no representation or warranty, express or implied, is made with respect to the fairness, correctness, accuracy, reasonableness or completeness of the information and opinions. There is no obligation to update, modify or amend this presentation or to otherwise notify the recipient if any information, opinion, projection, forecast or estimate set forth herein changes or subsequently becomes inaccurate.

The information herein includes statements that constitute forward-looking statements. Such forward-looking statements are not guarantees of future performance and involve risks and uncertainties. Actual results may differ as a result of risks and uncertainties.

Each recipient is strongly advised to seek its own independent advice in relation to any investment, financial, legal, tax, accounting or regulatory issues discussed herein. Analyses and opinions contained herein may be based on assumptions that, if altered, can change the analyses or opinions expressed. Nothing contained herein shall constitute any representation or warranty as to future performance of any security, credit, currency, rate or other market or economic measure. Furthermore, past performance is not necessarily indicative of future results. Kommunalbanken AS and any arranger or dealer retained by Kommunalbanken AS disclaim liability for any loss arising out of or in connection with a recipient's use of, or reliance on, this presentation.

Securities that may be discussed herein may not be suitable for all investors and potential investors must make an independent assessment of the appropriateness of any transaction in light of their own objectives and circumstances, including the possible risks and benefits of purchasing any such securities. By accepting receipt of this presentation the recipient will be deemed to represent that it possesses, either individually or through its advisers, sufficient investment expertise to understand the risks involved in any purchase or sale of any security discussed herein. If a security is denominated in a currency other than an investor's currency, a change in exchange rates may adversely affect the price or value of, or the income derived from, the security, and any investor in that security effectively assumes currency risk. Prices and availability of any security described in this presentation are subject to change without notice.

This presentation is only made to or directed at persons who (i) are outside the United Kingdom or (ii) have professional experience in matters relating to investments who fall within

the definition of "investment professionals" in article 19(5) of the Financial Services and Markets Act 2000 (Financial Promotion) Order 2005 (the "Order") or (iii) are persons falling within Articles 49(2)(a) to (d) (high net worth bodies corporate, unincorporated associations, partnerships, trustees of high value trusts etc.) of the Order (all such persons being referred to as "Relevant Persons"). This presentation must not be acted on or relied on by persons who are not Relevant Persons. Any security, investment or investment activity to which this presentation relates is available only to Relevant Persons and will be engaged in only with Relevant Persons.

The securities discussed herein have not been and will not be registered under the United States Securities Act of 1933 (the "Securities Act") or under the securities laws of any state of the United States and may not be offered or sold in the United States, or to or for the account or benefit of U.S. persons, unless an exemption from the registration requirements of the Securities Act is available and such offer or sale is made in accordance with all applicable securities laws of any state of the United States and any other jurisdiction.

This presentation and the information contained herein is confidential and may not be reproduced or distributed in whole or in part without the prior written consent of Kommunalbanken AS