

Fact sheet

The Norwegian Agency for Local Governments

- Established by an Act of Parliament 1926/1999.
- 100% central government owned KBN is classified as a state instrumentality serving a public policy function of providing low cost funding to the Norwegian local government sector.
- Excellent asset quality, no loan losses in over 90 years of operations.
- KBN represents the closest proxy to Norwegian sovereign risk in international markets.

Objective

To provide loans on favourable terms to the Norwegian local government sector. KBN's mandate also involves promoting competition in the market for municipal loans thereby facilitating the efficient provision of public services in Norway.

KBN contributes to sustainable social development and long-term value creation by operating its business in a responsible way paying attention to environmental, ethical and social issues.

Funding

The objective of KBN's funding operations is to meet growing borrowing requirements through a well diversified funding base.

KBN is committed to preserving long-term investor relationships through:

- Regular issuance of strategic benchmark transactions in USD and EUR.
- A visible presence in other institutional public markets.
- An issuer of private placements offering investors a variety of currencies and tenors in both plain vanilla and callable format.
- Regular issuance in selected retail markets

KBN is targeting an estimated total issuance of USD 10-12 billion equivalent in 2020.

As of Q3 2019, KBN has raised USD 8 billion equivalent via its diversified funding program.

In 2018, KBN issued a total of USD 13 billion via 107 individual transactions in 14 different currencies.

Norwegian Local Government

A provider of vital services to the Norwegian public, in areas such as healthcare, education, transport and infrastructure.

«Norwegian local and regional governments act as delegated arms of the central government in the provision of public services.» (Standard & Poor's – April 2019).

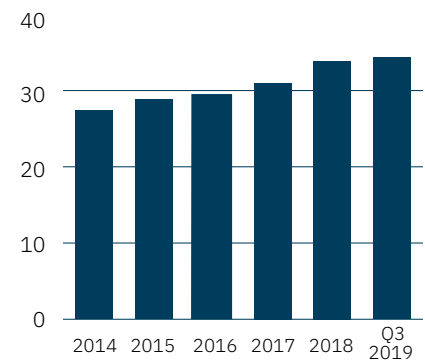
Credit ratings:

AAA/A-1+ (stable) S&P

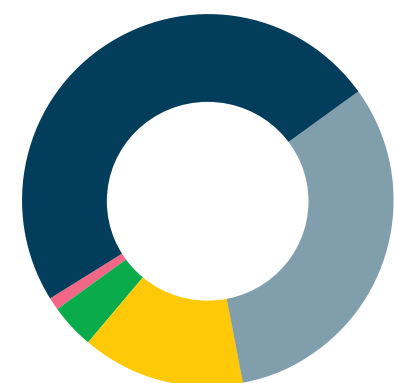
Aaa/P-1 (stable) Moody's

Total loan portfolio

(USD bn - USD/NOK 9.00)



KBN total funding market (2019)



- Benchmark 49%
- Institutional 32%
- Private placement 14%
- Green Bond 4%
- Retail 1%

The close relationship between the central government and the municipal sector is characterised by strict central government regulation and oversight.

Norwegian local governments are prohibited by law from filing for bankruptcy (Local Government Act §55).

The Norwegian economy

The Kingdom of Norway (AAA/Aaa) is a strong, open, diversified economy with solid fundamentals and a highly developed industrial base.

Norway has one of the world's highest GDP per capita and tops the 2018 UN Human Development Index.

Capacity utilization in the economy has remained high, the current surplus considerable (estimated 8.1% in 2019) and government finances are solid.

Currently, Norway's SWF, the Government Pension Fund – Global, stands at approximately USD 1.10 trillion (close to 300% of GDP and over 700% of the national budget). For more information on the SWF, visit www.nbim.no

Green bonds

Through our Green Bond program, we aim to finance the Norwegian local government sector's transition to a climate-resilient, low-carbon society. KBN aims to be a leading financial institution in the area of climate risk, sustainability and green finance solutions.

KBN began lending to green investments in the Local government sector in 2010. In 2013, KBN was one of the first European issuers to launch a public USD green bond earmarked towards green projects.

In June 2016, KBN updated its Green Bond program and was rewarded a Dark Green shading by CICERO. In 2017, KBN was elected executive committee member of Green Bond Principles (GBP), the leading international green bonds standard. As of January 2019, KBN's Green Loans outstanding were USD 2.16 bn.

In line with KBN's growing Green Lending portfolio, Green Bond issuance has continued to grow. By 2019, KBN has issued Green Bonds in USD, NOK, AUD and SEK and current Green Bond issuance outstanding amounts to USD 1.75 billion equivalent.

For more information regarding KBN Green Bonds, please see the [Green Bonds](#) section on our website.

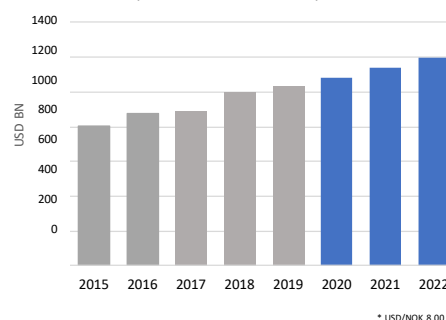
Key economic indicators

Source: SSB / Norges Bank

| | GDP growth | Inflation | Unemployment |
|-------|------------|-----------|--------------|
| 2016 | 1.10% | 3.60% | 4.70% |
| 2017 | 2.00% | 1.80% | 4.20% |
| 2018 | 2.50% | 2.70% | 3.80% |
| 2019 | 2.70% | 2.30% | 3.60% |
| 2020E | 1.80% | 2.30% | 3.50% |

Value of gov. pension fund global

As of Jan 1. (2020 - 2023 est.)



For further information, contact us!



Mr. Sigbjørn Birkeland
Chief Financial Markets Officer
Tel +47 2150 2014
sib@kbn.org



Mr. Thomas Moller
Head of Funding & IR
Tel +47 2150 2041
thm@kbn.org



Ms. Linn C. B. Lie
Vice President
International Funding
Tel +47 2150 2049
lcbli@kbn.org



Mr. Evan R. Morgan
Vice President
International Funding
Tel +47 2150 2048
erm@kbn.org



Mr. Marius Ruud
Senior Vice President
International Funding
Tel +47 2150 2043
mar@kbn.org