

MOODY'S

INVESTORS SERVICE

CREDIT OPINION

3 December 2020

Update

 Rate this Research

RATINGS

Kommunalbanken AS

Domicile	Oslo, Norway
Long Term CRR	Aaa
Type	LT Counterparty Risk Rating - Fgn Curr
Outlook	Not Assigned
Long Term Debt	Aaa
Type	Senior Unsecured - Fgn Curr
Outlook	Stable
Long Term Deposit	Not Assigned

Please see the [ratings section](#) at the end of this report for more information. The ratings and outlook shown reflect information as of the publication date.

Contacts

Mattias Eric Frithiof +46.8.5179.1264
AVP-Analyst
mattias.frithiof@moody.com

Malika Takhtayeva +44.20.7772.8662
Associate Analyst
malika.takhtayeva@moody.com

Simon James Robin +44.20.7772.5347
Ainsworth
Associate Managing Director
simon.ainsworth@moody.com

Sean Marion +44.20.7772.1056
MD-Financial Institutions
sean.marion@moody.com

CLIENT SERVICES

Americas 1-212-553-1653

Asia Pacific 852-3551-3077

Ianan 81-3-5408-4100

Kommunalbanken AS

Update to credit analysis

Summary

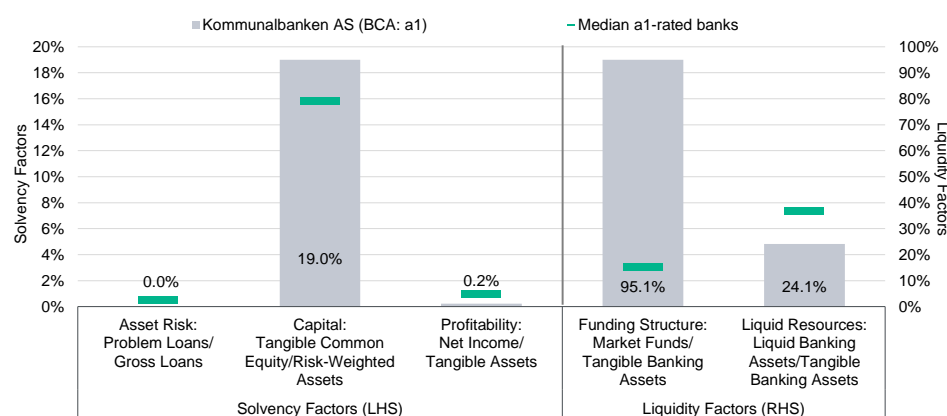
[Kommunalbanken AS](#) (KBN) Aaa senior unsecured debt rating reflects its a1 Baseline Credit Assessment (BCA); our Advanced Loss Given Failure (LGF) analysis that results in a two-notch rating uplift from the a1 BCA, given its significant volume of senior unsecured debt; and our view of a very high likelihood of support for KBN from the [Government of Norway](#) (Aaa stable) because of the entity's full public ownership and its role as the principal financier of the Norwegian regional and local government (RLG) sector, resulting in a further two notches of rating uplift. KBN's short-term senior unsecured rating is Prime-1.

We apply our Advanced LGF analysis on the institution's liabilities because they are not guaranteed by the Norwegian public sector and KBN is within the scope of the Norwegian implementation of the Bank Resolution and Recovery Directive (BRRD).

KBN's a1 standalone BCA reflects its position in Norway as the largest provider of funding to the RLG sector; its strong asset quality that derives from the credit quality of the Norwegian RLGs that the agency serves; its robust capital levels, relative to risks, that are well above regulatory requirements and moderate leverage; modest profitability, in line with its public policy mandate and strong efficiency, despite a relative stability in revenue; and some asset and liability maturity mismatches that are mitigated by a diverse funding profile and adequate liquidity.

Exhibit 1

Rating Scorecard - Key Financial Ratios as of 30 September 2020



These are our [Banks Methodology](#) scorecard ratios. Asset risk and profitability reflect the weaker of either the three-year average and latest annual figure. Capital is the latest reported figure. Funding structure and liquid resources reflect the latest fiscal year-end figures

Source: Moody's Investors Service

Credit strengths

- » KBN is the largest lender to the Norwegian public sector, underpinning the stability of its operations.
- » Strong asset quality rests on RLGs predictable revenue streams and central government oversight.
- » Capital position is robust relative to risks and substantially above regulatory requirements.
- » Operating efficiency is strong.
- » Probability of government support is "Very high" for senior creditors.

Credit challenges

- » Some lending concentrations
- » Moderate leverage
- » Modest profitability commensurate with public policy mandate and low-risk profile
- » Asset and liability mismatches, although mitigated by a diverse funding profile and strong liquidity

Outlook

The outlook on KBN's senior unsecured rating is stable, reflecting our expectation that the Norwegian RLG sector will remain stable, ultimately backed by a wealthy sovereign.

Factors that could lead to an upgrade

- » The likelihood of an upgrade of KBN's BCA is limited because it is already at the higher end of peers' and banks' BCAs globally. Furthermore, an upgrade of the BCA will not translate into a higher senior unsecured rating, because it is already at Aaa.

Factors that could lead to a downgrade

- » Downward pressure on KBN's rating could arise as a result of weaker asset quality, although currently unlikely; a dilution of KBN's public policy mandate and lower importance for the RLG sector; a weaker position in the debt capital markets or reduced liquidity; and sustained weaker financial performance.
- » KBN's senior and subordinated ratings could also be under pressure if the likelihood of government support for either of these debt classes diminishes or if the sovereign rating is downgraded.

This publication does not announce a credit rating action. For any credit ratings referenced in this publication, please see the ratings tab on the issuer/entity page on www.moody's.com for the most updated credit rating action information and rating history.

Key indicators

Exhibit 2

Kommunalbanken AS (Consolidated Financials) [1]

	09-20 ²	12-19 ²	12-18 ²	12-17 ²	12-16 ²	CAGR/Avg. ³
Total Assets (NOK Billion)	492.4	449.2	420.7	390.5	410.7	5.0 ⁴
Total Assets (USD Million)	52,623.7	51,118.2	48,583.1	47,738.1	47,718.1	2.6 ⁴
Tangible Common Equity (NOK Billion)	15.9	13.3	13.1	12.7	11.4	9.2 ⁴
Tangible Common Equity (USD Million)	1,695.2	1,511.1	1,514.8	1,555.7	1,325.4	6.8 ⁴
Tangible Common Equity / Risk Weighted Assets (%)	19.0	16.7	17.3	18.8	17.5	17.9 ⁶
Net Interest Margin (%)	0.3	0.4	0.5	0.5	0.5	0.4 ⁵
PPI / Average RWA (%)	1.9	2.4	2.3	3.7	0.8	2.2 ⁶
Net Income / Tangible Assets (%)	0.2	0.3	0.3	0.5	0.1	0.3 ⁵
Cost / Income Ratio (%)	13.5	11.9	11.1	6.9	24.4	13.6 ⁵
Market Funds / Tangible Banking Assets (%)	95.0	95.1	95.6	95.4	96.5	95.5 ⁵
Liquid Banking Assets / Tangible Banking Assets (%)	24.9	24.1	23.4	27.9	32.5	26.6 ⁵

[1] All figures and ratios are adjusted using Moody's standard adjustments. [2] Basel III - fully loaded or transitional phase-in; IFRS. [3] May include rounding differences because of the scale of reported amounts. [4] Compound annual growth rate (%) based on the periods for the latest accounting regime. [5] Simple average of periods for the latest accounting regime. [6] Simple average of Basel III periods.

Sources: Moody's Investors Service and company filings

Profile

Kommunalbanken AS' (KBN) purpose is to provide loans to Norwegian counties and municipalities, as well as intermunicipal companies and other companies that carry out tasks at a municipal level. The loans are granted against either a municipal or government guarantee. KBN's lending is funded by issuing securities in the international capital markets.

KBN is fully owned by the Norwegian state, with the Ministry of Local Government and Modernisation acting as KBN's owner. The ministry appoints KBN's board of directors, Supervisory Board and the external auditor.

KBN was established in November 1999 by special law as a limited company, taking over all the activities from the government-owned Norges Kommunalbank (NKB). NKB had been established as a state institution in 1926 with the sole purpose of lending to Norwegian local governments by issuing bonds, all of which were covered by state guarantees. However, NKB's lending was kept within government fixed lending limits. KBN does not have to obey such limits, thus giving the agency greater freedom in its borrowing and lending operations; however, its funding is not explicitly guaranteed.

KBN strives to be a leader in green finance in Norway and to contribute to the transition to a low-carbon society. In 2013, KBN was the first financial institution in the Nordics to issue a public green bond.

Recent developments

[Nascent global economic recovery](#) is under threat from rising COVID-19 cases and even with a gradual recovery, we expect 2021 real GDP in most advanced economies to be below pre-coronavirus levels. Our baseline forecasts assume that difficulty in controlling the virus will hinder the gradual process of recovery in the short term. But over time, we expect better pandemic management and the availability of an effective vaccine or treatments to reduce the importance of the virus as a macroeconomic variable. Our forecasts assume that an effective vaccine is unlikely to be available widely before the middle of 2021.

Since April 2020 we have a negative [outlook](#) for the Norwegian banking system. For banks, the economic implications of the coronavirus pandemic, together with the steep fall in oil prices in the first quarter of year, will lead to an increase in problem loans for 2020 and a decline in profitability. The fiscal strength of the sovereign and government support measures, underpinned by the substantial sovereign wealth fund, will help mitigate the coronavirus-induced slowdown. However, they will not entirely offset the deterioration in asset quality. Capital will remain relatively strong and regulators have reduced Norway's countercyclical buffer by 150 basis points in response to the coronavirus crisis, which will give the banks an even larger buffer to absorb any losses. Funding and liquidity will remain broadly stable.

Detailed credit considerations

KBN is the largest lender to the Norwegian public sector, underpinning the stability of its operations

KBN's government-related footprint is substantial, reflecting its establishment through legislation, its public policy mandate and full government ownership. In addition, the company benefits from oversight by the Ministry of Local Government and Modernisation and supervision by the Norwegian Financial Supervisory Authority (FSA or Finanstilsynet).

KBN is the largest provider of funding to RLGs in Norway and therefore plays an important role in the Norwegian economy. KBN benefits from a maintenance obligation, according to which the Norwegian central government ensures that KBN can fulfill its mandate to provide low-cost financing to the Norwegian RLG sector.

KBN reported a high 47% market share in local government financing in Norway as of February 2020, including municipal companies, and its customer base includes all Norwegian municipalities. Some RLGs also use their own funding programmes to raise funds; this is particularly applicable for the larger RLGs because they have a stronger capacity to make direct use of capital markets.

All of the above factors underpin the stability of KBN's operations and our positive adjustment for Business Diversification.

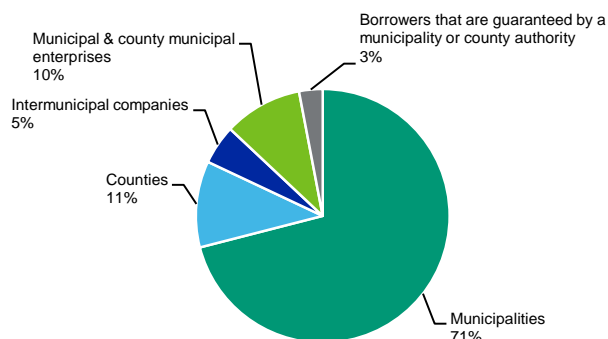
Strong asset quality rests on RLGs predictable revenue streams and central government oversight, although some lending concentrations exist

Although the economic impact from the coronavirus-induced disruption and low oil prices will be negative for Norwegian lenders in general, we expect KBN's asset quality to remain resilient because its creditworthiness is based on the high credit quality of the Norwegian RLG sector that the agency serves (see Exhibit 3). This is also demonstrated by KBN's problem loan ratio of 0% while the institution has never recorded a loss on its loan book, which is reflected in our aa1 Asset Risk score.

Exhibit 3

KBN lends to the Norwegian RLG sector

Outstanding lending by customer category as of year-end 2019



Source: Company annual report

We consider the Norwegian RLG sector financially strong because of the supportive and closely supervised system that underpins the sector. Much of Norwegian RLGs' revenue comes from government grants, and the equalisation principle ensures that all RLGs have the financial means to deliver consistent service delivery throughout the country. Furthermore, all budgets are supervised by the central government and RLGs are not allowed to budget for an operating deficit, while RLGs can only borrow for certain purposes. If an RLG experiences a deficit, it is placed under close government oversight until the deficit is eliminated.

Importantly, RLGs cannot be declared insolvent and payments cannot be cancelled, only deferred and interest would accrue normally. Given this background, KBN has not recorded a loss from lending during over 90 years of operations. Although KBN never incurred a credit loss, in line with IFRS 9 accounting standards the lender made provisions for theoretical losses on loans and bond investments of NOK27 million as of September 2020, up from NOK12 million as of year-end 2019, because of the greater uncertainty in the

Norwegian economy. The amount remained small against relevant exposures of NOK238 billion, all of which continue to be considered Stage 1.

KBN also benefits from operating in a wealthy and developed country with very high economic, institutional and government financial strength, as well as very low susceptibility to adverse events. KBN's Macro Profile is aligned with that of Norway at '[Very Strong -](#)'.

Notwithstanding, indebtedness of the Norwegian RLG sector has increased in recent years, along with an increasing standard of public services, and a portion of these borrowings would be sensitive to higher interest rates. Further, similar to its peers, KBN's customer base is small in number, which inherently leads to significant single-borrower concentrations in its loan book. Nonetheless, KBN complies with all regulations, including those on large exposures.

KBN's risk policy allows for minimal exposure to interest rate and currency risk, which are managed through matching of assets and liabilities, and hedging through derivatives. Counterparty risk is mitigated through standard international swap and derivative association (ISDA) agreements and Collateral Support Annexes (CSAs) with all counterparties.

Capital position is robust relative to risks and substantially above regulatory requirements; leverage is moderate

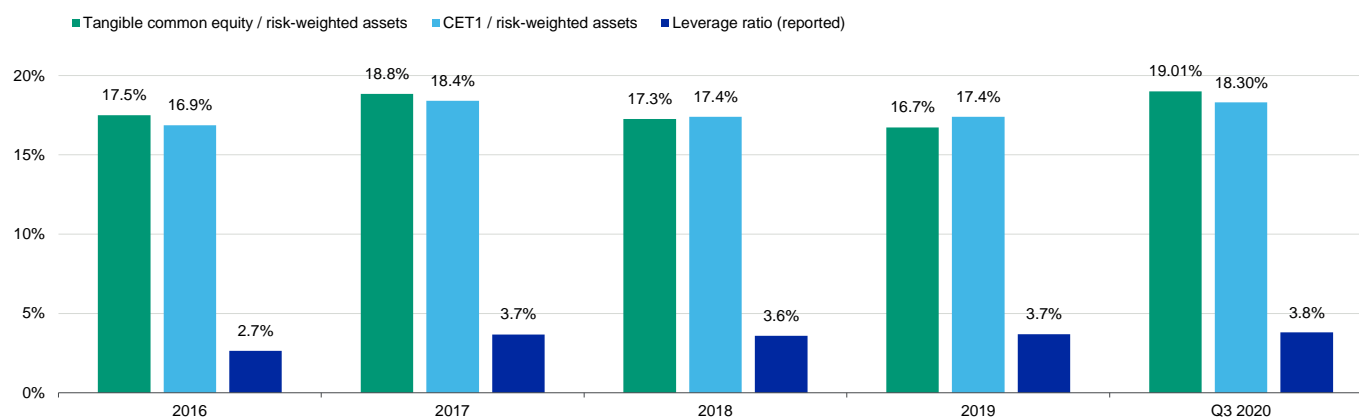
We consider KBN's capitalisation commensurate with its low-risk assets, which drives our a2 Capital score. As of September 2020, the institution's tangible common equity/risk-weighted assets was 19.0% (see Exhibit 4). In April 2020, the Norwegian government executed an equity injection of NOK750 million into KBN to support its role in financing the RLG sector in light of the current market turmoil. In addition to the equity injection in the first half of 2020, the issuer has managed to strengthen its capital in the third quarter by increasing its earnings.

As of September 2020, KBN also reported an 18.3% Common Equity Tier 1 (CET1) capital ratio and a 23.6% total capital ratio. These metrics have improved compared with the previous quarter and remained well above a minimum CET1 requirement of 14.1% and a total capital requirement of 17.6% for that period, which include a pillar 2 add-on of 2.3% specific to KBN that is set by the Norwegian FSA. The requirements were 70 basis points lower than that as of year-end 2019 because of the partial release of the countercyclical buffer and an increase in KBN's pillar 2 requirement from 1.4% as of the end of the year.

Exhibit 4

KBN's capital is solid with substantial headroom above capital requirements

Capital metrics evolution



Note: A reported leverage ratio for 2015 was not available and the tangible common equity / tangible banking assets ratio is presented in its place.

Source: Moody's Financial Metrics, company reports

KBN's risk-weighted capital metrics are below those of its Nordic peers that are government related issuers. This is because KBN is required to apply a 20% risk-weight on lending to RLGs, whereas Nordic peers typically assign a zero risk weight to this type of lending. KBN also reported a broadly stable Basel leverage ratio of 3.8% as of September 2020. Although moderate, this level is above the 3% minimum leverage ratio requirement for KBN.

Modest profitability proportionate with public policy mandate and low-risk profile; operating efficiency is strong

Like other lenders with a public policy mandate, KBN's profitability is modest, with net income/tangible assets of 0.3% in 2019 (see Exhibit 5), because it aims to offer cost-effective lending to its customers and is not a profit-maximising entity.

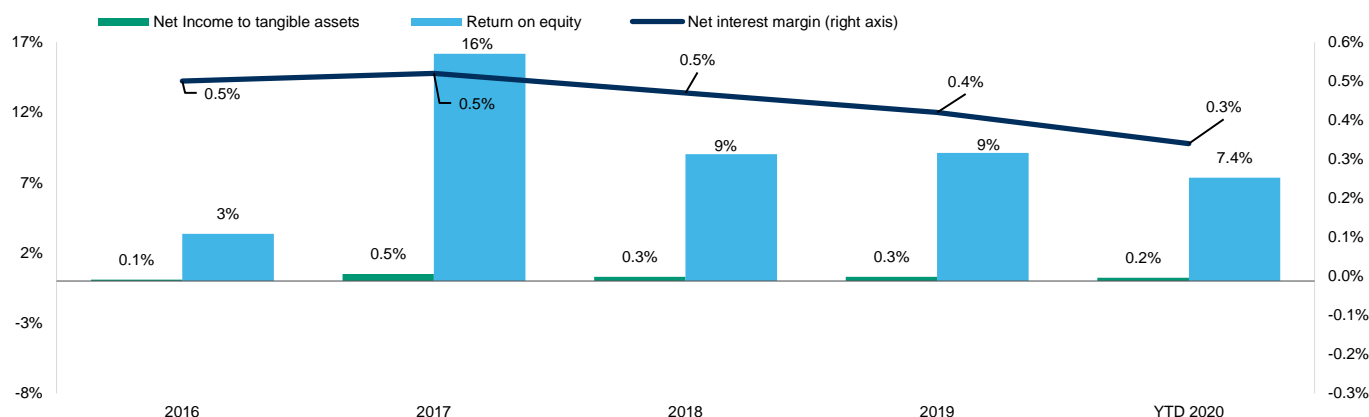
KBN posted a profit of NOK517 million in Q3 2020, compared with NOK373 million in Q3 2019. The main reason for this increase was unrealised gains on financial instruments and loans measured at fair value, totaling NOK317 million in Q3 2020. The profit for the first nine months of 2020 was NOK 902 million compared to NOK 860 million for the first nine months of 2019. The increase was due to unrealised gains of NOK176 million in 2020, compared with an unrealised loss of NOK30 million in the same period in 2019.

Despite fluctuations in the fair value of financial instruments, we consider KBN's profitability stable and predictable because the institution is a market leader and the composition of its RLG customer base is likely to remain stable. Moreover, KBN's customers are low risk for the reasons explained in the above section. These drivers are reflected in our ba3 Profitability score.

Exhibit 5

KBN's profitability is modest in light of its public policy mandate

Evolution of profitability metrics

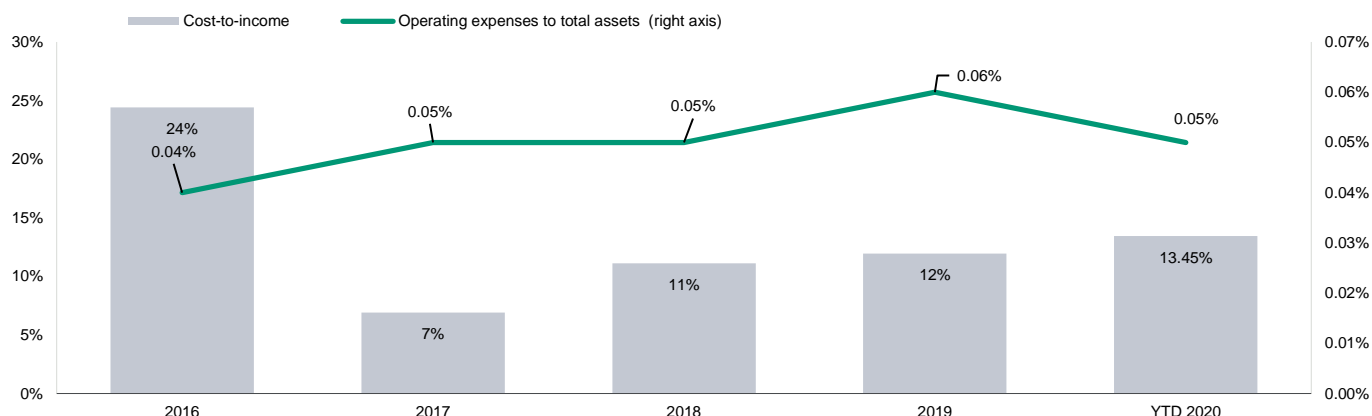


Source: Moody's Investors Service

Over the next 12-18 months, we expect KBN's profitability to be broadly in line with the levels posted in 2019 and 2018 with lending margins retuning to normal levels. However, there will be some negative pressure from lower returns on its liquidity portfolio following cumulative cuts by 150 basis points in Norges Bank's reference rate to a historic low of 0%. Further, KBN's green loans that are financed from the proceeds of green bond issuances are offered to borrowers at a discount of 10 basis points, which could put some pressure on its margins. Outstanding green loans amounted to 8% of gross loans as of September 2020, and the institution expects this share to increase.

KBN's financial flexibility is helped by strong operating efficiency. Operating expenses were maintained at a low 0.06% of total assets in 2019 and 0.05% in Q3 2020 (see Exhibit 6). KBN's low costs are consistent with its peers, and we think that expenses will remain low because of KBN's unchanged business model and efficient distribution. Higher expenses in recent quarters were associated with IT development costs and increased hiring-in of staff for the compliance function.

Exhibit 6

KBN demonstrates strong operating efficiency with a low level of operating expenses

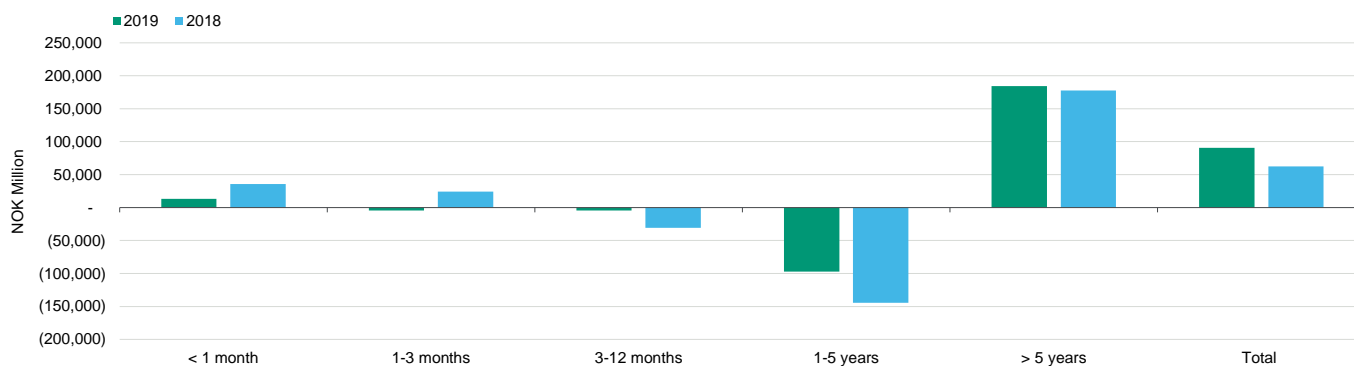
Source: Moody's Investors Service

Diverse funding and adequate liquidity, but with some asset and liability mismatches

Similar to most peers in the Nordics and Europe, KBN is entirely wholesale funded. Also in line with peers, KBN employs a diversified funding strategy, whereby it issues debt in several markets and currencies, subscribed to by a wide variety of investors.

KBN has some contractual mismatches between assets and liabilities (see Exhibit 7), but is match-funded based on an anticipated average maturity on the assets according to historical data. Similar to peers, KBN issues debt with option-like features, and such structured funding could suddenly shorten KBN's liability profile. However, refinancing risk is mitigated by KBN's liquidity portfolio, which in size was around 40% of its lending book as of September 2020. In addition, for liquidity management purposes, KBN assumes its structured funding will be called on the first possible call date. All these elements are taken into account in our a3 Funding Structure score.

Exhibit 7

KBN has some asset and liabilities maturity mismatches
Net liquidity exposure by contractual time to maturity

Source: Company annual reports

KBN's liquidity portfolio totaled NOK126 billion as of September 2020 and was principally made up of assets of strong credit quality. Our liquid assets/total assets was 24.9% for the period. KBN's aim is to maintain liquid assets that would allow it to sustain operations for the next 12 months if funding markets become unavailable. However, KBN does not have access to regular central bank liquidity facilities, unlike some of its peers. KBN's overall liquidity coverage ratio was 208% in Q3 2020 (2019: 348%).

Source of facts and figures cited in this report

Issuer-specific figures originate from its financial reports. All figures are based on our own chart of accounts and may be adjusted for analytical purposes. Please refer to the document [Financial Statement Adjustments in the Analysis of Financial Institutions](#), published on 9 August 2018.

ESG considerations

We view KBN's environmental risks as low, in line with our view on the banking sector. However, municipalities, KBN's principal borrowers, are exposed to climate risk, such as severe weather phenomena, although KBN's green bond programme aims to finance the sector's transition to be more climate resilient. See our [Environmental](#) risks heat map for further information.

Because of KBN's role as one of Norway's largest institutions specialising in the financing of Norwegian municipalities, it is susceptible to politically and socially motivated decisions that could affect its financial profile. Its borrowers are exposed to the challenges of providing services to an ageing population leading to increasing dependency on these services. Over time, these challenges can add pressure on municipalities' finances, although the institutional framework overlying KBN's clients, which is explained earlier in the report, could help them manage these risks.

We also regard the coronavirus pandemic as a social risk under our ESG framework, given the substantial implications for public health and safety. Other social risks in terms of customer relations or changes in consumer preferences, which are generally relevant for the banking industry, are less important for KBN, given that the institution does not engage in retail activities. Overall, we view the issuer's exposure to social risks as moderate. See our [Social](#) risks heat map for further information.

Governance is highly relevant to KBN's creditworthiness. Corporate governance weaknesses can lead to a deterioration in a company's credit quality, while governance strengths can benefit its credit profile. Governance risks are largely internal rather than externally driven. We do not have specific concerns around KBN's corporate governance at the moment, which is regulated by law and influenced by its public ownership structure.

Support and structural considerations

Loss Given Failure (LGF) analysis

Norway has transposed the EU BRRD into local legislation effective from January 2019, and, therefore, we consider the country an operational resolution regime. Despite its ownership and public mandate, KBN is not excluded from the scope of Norway's BRRD implementation. Therefore, in accordance with our methodology we apply our Advanced LGF analysis, considering the risks faced by different debt classes across the liability structure in the unlikely event that KBN would enter resolution.

In our Advanced LGF analysis, we use our standard assumptions and assume residual tangible common equity of 3% and losses post-failure of 8% of tangible banking assets.

Under these assumptions, for KBN's senior unsecured debt, our LGF analysis indicates a very low loss given failure because of the loss absorption provided by the significant amount of senior unsecured debt outstanding. This leads to two notches of rating uplift for senior unsecured debt from KBN's a1 Adjusted BCA.

Our Advanced LGF analysis also shows that KBN's subordinated debt would absorb losses in a currently unlikely failure scenario, resulting in Preliminary Rating Assessment before government support of a2, one notch below the Adjusted BCA.

Government support considerations

The Aaa rating on KBN's senior unsecured debt reflects our assessment of a very high probability of government support, resulting in two notches of government support uplift. Our views on government support derive from the following factors: KBN's full state ownership and control; its role as the government's tool to enact policies related to local governments; and its public policy mandate to provide low-cost financing to the Norwegian local government sector where its market share is close to 50%. We also believe that the government's willingness and ability to provide support to KBN to cover any capital shortfall is likely to be maintained following the adoption of the BRRD.

We also apply a two-notch rating uplift to KBN's subordinated debt based on our assumption of a high probability of government support, resulting in a Aa3 rating.

Counterparty Risk Ratings

Counterparty Risk Ratings (CRRs) are opinions of the ability of entities to honour the uncollateralised portion of non-debt counterparty financial liabilities (CRR liabilities) and also reflect the expected financial losses in the event such liabilities are not honoured. CRRs are distinct from ratings assigned to senior unsecured debt instruments and from issuer ratings because they reflect that, in a resolution, CRR liabilities might benefit from preferential treatment compared with senior unsecured debt. Examples of CRR liabilities include the uncollateralised portion of payables arising from derivatives transactions and the uncollateralised portion of liabilities under sale and repurchase agreements.

KBN's CRRs are positioned at Aaa/Prime-1

The CRR, before government support, is positioned three notches above the a1 Adjusted BCA, reflecting the extremely low loss given failure from the high volume of instruments that are subordinated to CRR liabilities. Further, KBN's CRR also benefits from one notch of rating uplift from our assumption of a very high likelihood of government support, in line with our support assumption for senior debt.

Counterparty Risk Assessment

Counterparty Risk (CR) Assessments are opinions of how counterparty obligations are likely to be treated if a bank fails and are distinct from debt and deposit ratings in that they (1) consider only the risk of default rather than both the likelihood of default and the expected financial loss suffered in the event of default, and (2) apply to counterparty obligations and contractual commitments rather than debt or deposit instruments. The CR Assessment is an opinion of the counterparty risk related to a bank's covered bonds, contractual performance obligations (servicing), derivatives (for example, swaps), letters of credit, guarantees and liquidity facilities.

KBN's CR Assessment is positioned at Aaa(cr)/Prime-1(cr)

For KBN, our Advanced LGF analysis indicates an extremely low loss given failure for the CR Assessment, leading to three notches of uplift from the issuer's a1 Adjusted BCA. Finally, KBN's CR Assessment also benefits from one notch of government support uplift from our very high support assumption.

Methodology and scorecard

About Moody's Bank Scorecard

Our scorecard is designed to capture, express and explain in summary form our Rating Committee's judgement. When read in conjunction with our research, a fulsome presentation of our judgement is expressed. As a result, the output of our scorecard may materially differ from that suggested by raw data alone (though it has been calibrated to avoid the frequent need for strong divergence). The scorecard output and the individual scores are discussed in rating committees and may be adjusted up or down to reflect conditions specific to each rated entity.

Rating methodology and scorecard factors

Exhibit 8

Kommunalbanken AS

Macro Factors

Weighted Macro Profile	Very Strong -	100%					
Factor	Historic Ratio	Initial Score	Expected Trend	Assigned Score	Key driver #1	Key driver #2	
Solvency							
Asset Risk							
Problem Loans / Gross Loans	0.0%	aa1	↔	aa1	Quality of assets		
Capital							
Tangible Common Equity / Risk Weighted Assets (Basel III - transitional phase-in)	19.0%	aa1	↔	a2	Nominal leverage		
Profitability							
Net Income / Tangible Assets	0.2%	b1	↔	ba3	Earnings quality		
Combined Solvency Score		a1		a2			
Liquidity							
Funding Structure							
Market Funds / Tangible Banking Assets	95.1%	caa3	↔	a3	Market funding quality		
Liquid Resources							
Liquid Banking Assets / Tangible Banking Assets	24.1%	baa1	↔	a2	Quality of liquid assets		
Combined Liquidity Score		b1		a3			
Financial Profile				a2			
Qualitative Adjustments				Adjustment			
Business Diversification				1			
Opacity and Complexity				0			
Corporate Behavior				0			
Total Qualitative Adjustments				1			
Sovereign or Affiliate constraint				Aaa			
BCA Scorecard-indicated Outcome - Range				aa3 - a2			
Assigned BCA				a1			
Affiliate Support notching				0			
Adjusted BCA				a1			

Balance Sheet	in-scope (NOK Million)	% in-scope	at-failure (NOK Million)	% at-failure
Other liabilities	57,584	11.7%	57,584	11.7%
Senior unsecured bank debt	415,512	84.4%	415,512	84.4%
Dated subordinated bank debt	2,000	0.4%	2,000	0.4%
Preference shares (bank)	2,392	0.5%	2,392	0.5%
Equity	14,768	3.0%	14,768	3.0%
Total Tangible Banking Assets	492,256	100.0%	492,256	100.0%

Debt Class	De Jure waterfall		De Facto waterfall		Notching		LGF	Assigned	Additional	Preliminary
	Instrument	Sub-	Instrument	Sub-	De Jure	De Facto	Notching	LGF		
	volume +	ordination	volume +	ordination			Guidance	notching		Rating
	subordination		subordination				vs.			Assessment
							Adjusted			
							BCA			
Counterparty Risk Rating	88.3%	88.3%	88.3%	88.3%	3	3	3	3	0	aa1
Counterparty Risk Assessment	88.3%	88.3%	88.3%	88.3%	3	3	3	3	0	aa1 (cr)
Senior unsecured bank debt	88.3%	3.9%	88.3%	3.9%	2	2	2	2	0	aa2
Dated subordinated bank debt	3.9%	3.5%	3.9%	3.5%	-1	-1	-1	-1	0	a2

Instrument Class	Loss Given		Additional	Preliminary Rating	Government		Local Currency	Foreign
	Failure	notching			Support	notching	Rating	Currency
				Assessment				Rating
Counterparty Risk Rating	3		0	aa1		1	Aaa	Aaa
Counterparty Risk Assessment	3		0	aa1 (cr)		1	Aaa(cr)	
Senior unsecured bank debt	2		0	aa2		2	Aaa	Aaa
Dated subordinated bank debt	-1		0	a2		2		Aa3

[1] Where dashes are shown for a particular factor (or sub-factor), the score is based on non-public information.

Source: Moody's Investors Service

Ratings

Exhibit 9

Category	Moody's Rating
KOMMUNALBANKEN AS	
Outlook	Stable
Counterparty Risk Rating	Aaa/P-1
Baseline Credit Assessment	a1
Adjusted Baseline Credit Assessment	a1
Counterparty Risk Assessment	Aaa(cr)/P-1(cr)
Issuer Rating	Aaa
Senior Unsecured	Aaa
Subordinate	Aa3
Commercial Paper	P-1
Other Short Term	(P)P-1

Source: Moody's Investors Service

© 2020 Moody's Corporation, Moody's Investors Service, Inc., Moody's Analytics, Inc. and/or their licensors and affiliates (collectively, "MOODY'S"). All rights reserved.

CREDIT RATINGS ISSUED BY MOODY'S INVESTORS SERVICE, INC. AND/OR ITS CREDIT RATINGS AFFILIATES ARE MOODY'S CURRENT OPINIONS OF THE RELATIVE FUTURE CREDIT RISK OF ENTITIES, CREDIT COMMITMENTS, OR DEBT OR DEBT-LIKE SECURITIES, AND MATERIALS, PRODUCTS, SERVICES AND INFORMATION PUBLISHED BY MOODY'S (COLLECTIVELY, "PUBLICATIONS") MAY INCLUDE SUCH CURRENT OPINIONS. MOODY'S INVESTORS SERVICE DEFINES CREDIT RISK AS THE RISK THAT AN ENTITY MAY NOT MEET ITS CONTRACTUAL FINANCIAL OBLIGATIONS AS THEY COME DUE AND ANY ESTIMATED FINANCIAL LOSS IN THE EVENT OF DEFAULT OR IMPAIRMENT. SEE MOODY'S RATING SYMBOLS AND DEFINITIONS PUBLICATION FOR INFORMATION ON THE TYPES OF CONTRACTUAL FINANCIAL OBLIGATIONS ADDRESSED BY MOODY'S INVESTORS SERVICE CREDIT RATINGS. CREDIT RATINGS DO NOT ADDRESS ANY OTHER RISK, INCLUDING BUT NOT LIMITED TO: LIQUIDITY RISK, MARKET VALUE RISK, OR PRICE VOLATILITY. CREDIT RATINGS, NON-CREDIT ASSESSMENTS ("ASSESSMENTS"), AND OTHER OPINIONS INCLUDED IN MOODY'S PUBLICATIONS ARE NOT STATEMENTS OF CURRENT OR HISTORICAL FACT. MOODY'S PUBLICATIONS MAY ALSO INCLUDE QUANTITATIVE MODEL-BASED ESTIMATES OF CREDIT RISK AND RELATED OPINIONS OR COMMENTARY PUBLISHED BY MOODY'S ANALYTICS, INC. AND/OR ITS AFFILIATES. MOODY'S CREDIT RATINGS, ASSESSMENTS, OTHER OPINIONS AND PUBLICATIONS DO NOT CONSTITUTE OR PROVIDE INVESTMENT OR FINANCIAL ADVICE, AND MOODY'S CREDIT RATINGS, ASSESSMENTS, OTHER OPINIONS AND PUBLICATIONS ARE NOT AND DO NOT PROVIDE RECOMMENDATIONS TO PURCHASE, SELL, OR HOLD PARTICULAR SECURITIES. MOODY'S CREDIT RATINGS, ASSESSMENTS, OTHER OPINIONS AND PUBLICATIONS DO NOT COMMENT ON THE SUITABILITY OF AN INVESTMENT FOR ANY PARTICULAR INVESTOR. MOODY'S ISSUES ITS CREDIT RATINGS, ASSESSMENTS AND OTHER OPINIONS AND PUBLISHES ITS PUBLICATIONS WITH THE EXPECTATION AND UNDERSTANDING THAT EACH INVESTOR WILL, WITH DUE CARE, MAKE ITS OWN STUDY AND EVALUATION OF EACH SECURITY THAT IS UNDER CONSIDERATION FOR PURCHASE, HOLDING, OR SALE.

MOODY'S CREDIT RATINGS, ASSESSMENTS, OTHER OPINIONS, AND PUBLICATIONS ARE NOT INTENDED FOR USE BY RETAIL INVESTORS AND IT WOULD BE RECKLESS AND INAPPROPRIATE FOR RETAIL INVESTORS TO USE MOODY'S CREDIT RATINGS, ASSESSMENTS, OTHER OPINIONS OR PUBLICATIONS WHEN MAKING AN INVESTMENT DECISION. IF IN DOUBT YOU SHOULD CONTACT YOUR FINANCIAL OR OTHER PROFESSIONAL ADVISER. ALL INFORMATION CONTAINED HEREIN IS PROTECTED BY LAW, INCLUDING BUT NOT LIMITED TO, COPYRIGHT LAW, AND NONE OF SUCH INFORMATION MAY BE COPIED OR OTHERWISE REPRODUCED, REPACKAGED, FURTHER TRANSMITTED, TRANSFERRED, DISSEMINATED, REDISTRIBUTED OR RESOLD, OR STORED FOR SUBSEQUENT USE FOR ANY SUCH PURPOSE, IN WHOLE OR IN PART, IN ANY FORM OR MANNER OR BY ANY MEANS WHATSOEVER, BY ANY PERSON WITHOUT MOODY'S PRIOR WRITTEN CONSENT.

MOODY'S CREDIT RATINGS, ASSESSMENTS, OTHER OPINIONS AND PUBLICATIONS ARE NOT INTENDED FOR USE BY ANY PERSON AS A BENCHMARK AS THAT TERM IS DEFINED FOR REGULATORY PURPOSES AND MUST NOT BE USED IN ANY WAY THAT COULD RESULT IN THEM BEING CONSIDERED A BENCHMARK.

All information contained herein is obtained by MOODY'S from sources believed by it to be accurate and reliable. Because of the possibility of human or mechanical error as well as other factors, however, all information contained herein is provided "AS IS" without warranty of any kind. MOODY'S adopts all necessary measures so that the information it uses in assigning a credit rating is of sufficient quality and from sources MOODY'S considers to be reliable including, when appropriate, independent third-party sources. However, MOODY'S is not an auditor and cannot in every instance independently verify or validate information received in the rating process or in preparing its Publications.

To the extent permitted by law, MOODY'S and its directors, officers, employees, agents, representatives, licensors and suppliers disclaim liability to any person or entity for any indirect, special, consequential, or incidental losses or damages whatsoever arising from or in connection with the information contained herein or the use of or inability to use any such information, even if MOODY'S or any of its directors, officers, employees, agents, representatives, licensors or suppliers is advised in advance of the possibility of such losses or damages, including but not limited to: (a) any loss of present or prospective profits or (b) any loss or damage arising where the relevant financial instrument is not the subject of a particular credit rating assigned by MOODY'S.

To the extent permitted by law, MOODY'S and its directors, officers, employees, agents, representatives, licensors and suppliers disclaim liability for any direct or compensatory losses or damages caused to any person or entity, including but not limited to by any negligence (but excluding fraud, willful misconduct or any other type of liability that, for the avoidance of doubt, by law cannot be excluded) on the part of, or any contingency within or beyond the control of, MOODY'S or any of its directors, officers, employees, agents, representatives, licensors or suppliers, arising from or in connection with the information contained herein or the use of or inability to use any such information.

NO WARRANTY, EXPRESS OR IMPLIED, AS TO THE ACCURACY, TIMELINESS, COMPLETENESS, MERCHANTABILITY OR FITNESS FOR ANY PARTICULAR PURPOSE OF ANY CREDIT RATING, ASSESSMENT, OTHER OPINION OR INFORMATION IS GIVEN OR MADE BY MOODY'S IN ANY FORM OR MANNER WHATSOEVER.

Moody's Investors Service, Inc., a wholly-owned credit rating agency subsidiary of Moody's Corporation ("MCO"), hereby discloses that most issuers of debt securities (including corporate and municipal bonds, debentures, notes and commercial paper) and preferred stock rated by Moody's Investors Service, Inc. have, prior to assignment of any credit rating, agreed to pay to Moody's Investors Service, Inc. for credit ratings opinions and services rendered by it fees ranging from \$1,000 to approximately \$2,700,000. MCO and Moody's Investors Service also maintain policies and procedures to address the independence of Moody's Investors Service credit ratings and credit rating processes. Information regarding certain affiliations that may exist between directors of MCO and rated entities, and between entities who hold credit ratings from Moody's Investors Service and have also publicly reported to the SEC an ownership interest in MCO of more than 5%, is posted annually at www.moody.com under the heading "Investor Relations — Corporate Governance — Director and Shareholder Affiliation Policy."

Additional terms for Australia only: Any publication into Australia of this document is pursuant to the Australian Financial Services License of MOODY'S affiliate, Moody's Investors Service Pty Limited ABN 61 003 399 657 AFSL 336969 and/or Moody's Analytics Australia Pty Ltd ABN 94 105 136 972 AFSL 383569 (as applicable). This document is intended to be provided only to "wholesale clients" within the meaning of section 761G of the Corporations Act 2001. By continuing to access this document from within Australia, you represent to MOODY'S that you are, or are accessing the document as a representative of, a "wholesale client" and that neither you nor the entity you represent will directly or indirectly disseminate this document or its contents to "retail clients" within the meaning of section 761G of the Corporations Act 2001. MOODY'S credit rating is an opinion as to the creditworthiness of a debt obligation of the issuer, not on the equity securities of the issuer or any form of security that is available to retail investors.

Additional terms for Japan only: Moody's Japan K.K. ("MJKK") is a wholly-owned credit rating agency subsidiary of Moody's Group Japan G.K., which is wholly-owned by Moody's Overseas Holdings Inc., a wholly-owned subsidiary of MCO. Moody's SF Japan K.K. ("MSFJ") is a wholly-owned credit rating agency subsidiary of MJKK. MSFJ is not a Nationally Recognized Statistical Rating Organization ("NRSRO"). Therefore, credit ratings assigned by MSFJ are Non-NRSRO Credit Ratings. Non-NRSRO Credit Ratings are assigned by an entity that is not a NRSRO and, consequently, the rated obligation will not qualify for certain types of treatment under U.S. laws. MJKK and MSFJ are credit rating agencies registered with the Japan Financial Services Agency and their registration numbers are FSA Commissioner (Ratings) No. 2 and 3 respectively.

MJKK or MSFJ (as applicable) hereby disclose that most issuers of debt securities (including corporate and municipal bonds, debentures, notes and commercial paper) and preferred stock rated by MJKK or MSFJ (as applicable) have, prior to assignment of any credit rating, agreed to pay to MJKK or MSFJ (as applicable) for credit ratings opinions and services rendered by it fees ranging from JPY125,000 to approximately JPY250,000,000.

MJKK and MSFJ also maintain policies and procedures to address Japanese regulatory requirements.

CLIENT SERVICES

Americas	1-212-553-1653
Asia Pacific	852-3551-3077
Japan	81-3-5408-4100
EMEA	44-20-7772-5454